




4. SPEJLING




Kontext 1A · Kopimappe · Bestillingsnr.: 9024103 · © forlag Malling Beck

Spejl og tegn symmetriakser

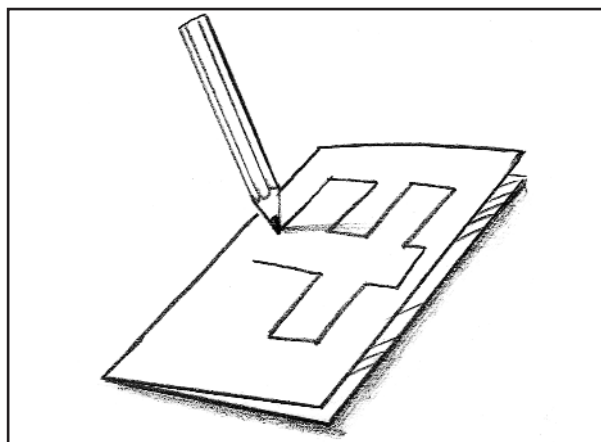
4. Spejling

114


Klip og spejl



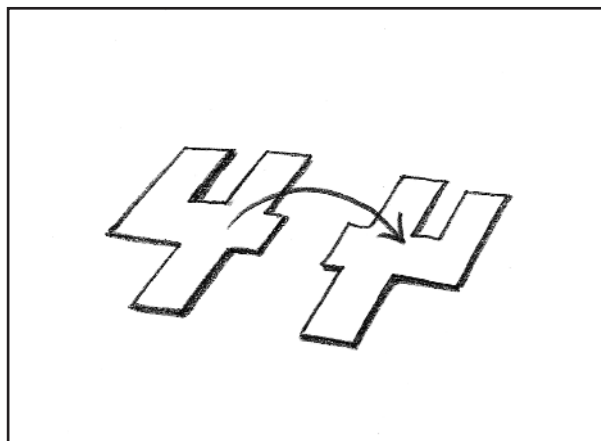
1. Fold papiret




2. Tegn en figur




3. Klip ud i de to lag



4. Vend den ene



5. Klip flere figurer på samme måde



6. Lim figurerne symmetrisk op



4. Spejling

115

Tegn symmetriakser

A B C D E

F G H I J

K L M N O

P Q R S T

U V W X Y






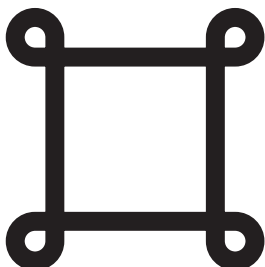

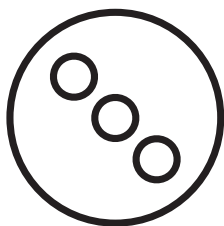
Z Æ Ø Å



4. Spejling

116

Tegn symmetriakser



Kontext 1A - Kopimappe - Bestillingsnr.: 9024103 - © forlag Malling Beck

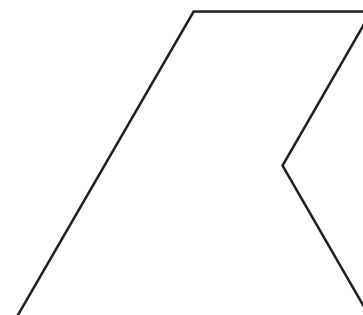
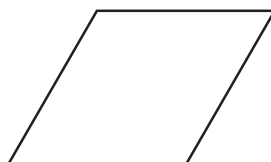
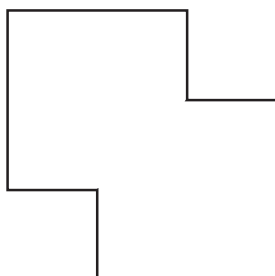
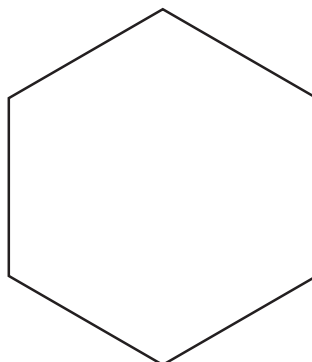
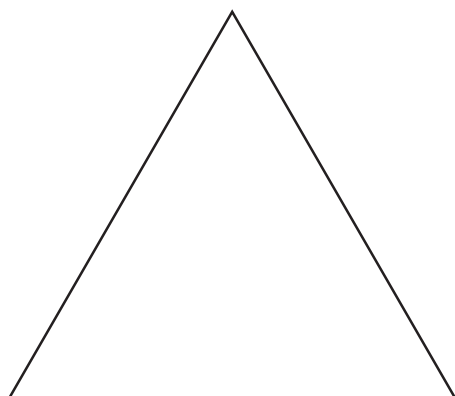
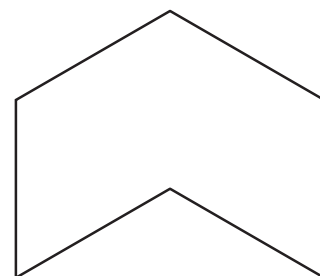

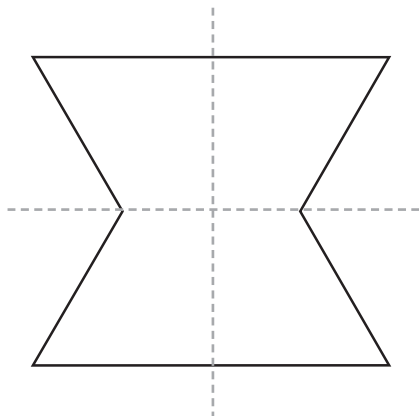
NAVN

KLASSE



4. Spejling

Tegn symmetriakser



Kontext 1A · Kopimappe · Bestillingsnr.: 9024103 · © forlag Malling Beck



4. Spejling

Tegn figuren færdig

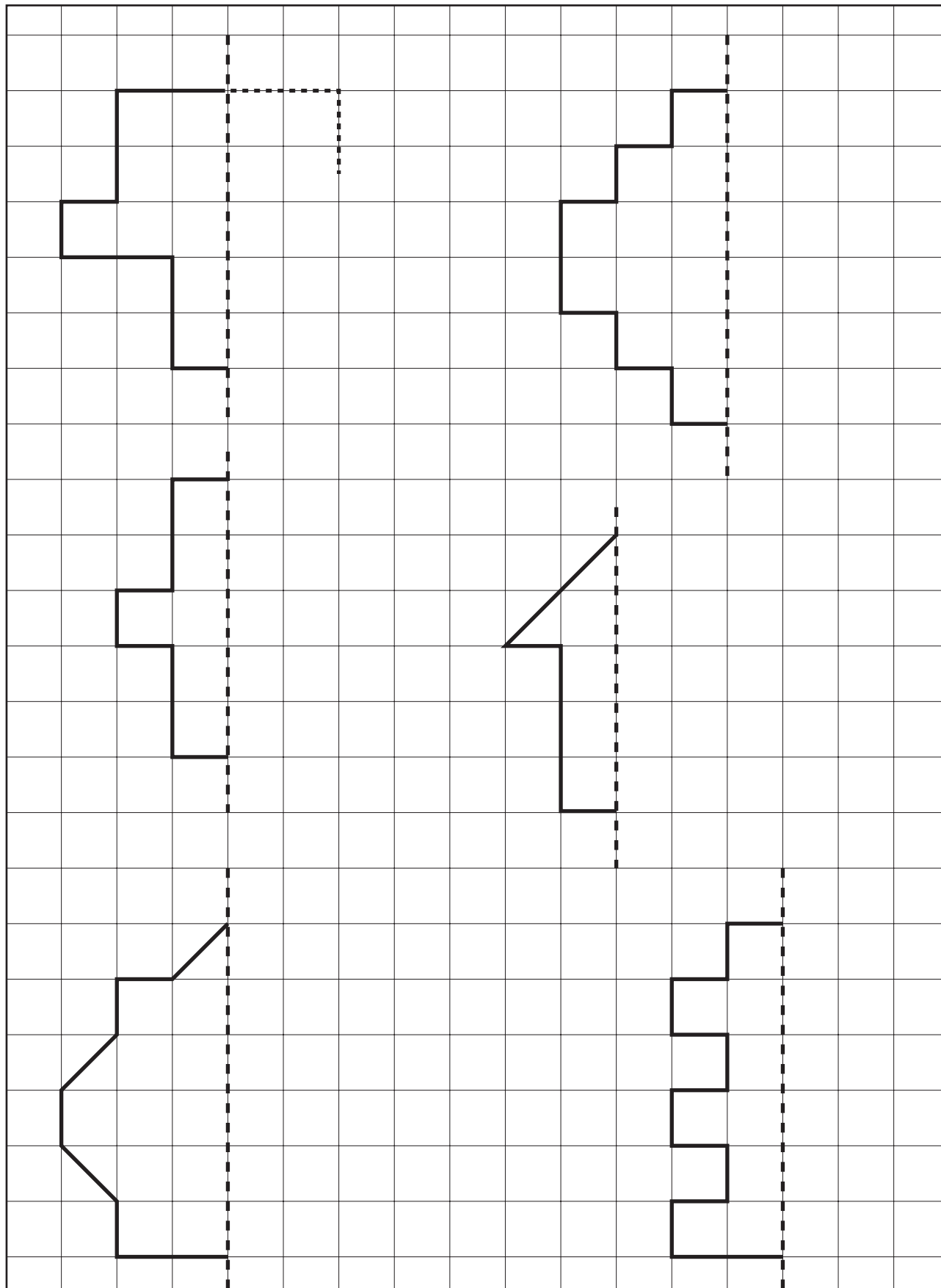
Kontext 1A · Kopimappe · Bestillingsnr.: 9024103 · © forlag Malling Beck



4. Spejling

119

Tegn figuren færdig



Kontext 1A · Kopimappe · Bestillingsnr.: 9024103 · © forlag Malling Beck

NAVN

KLASSE