

# Sæt streg mellem g og kg

58

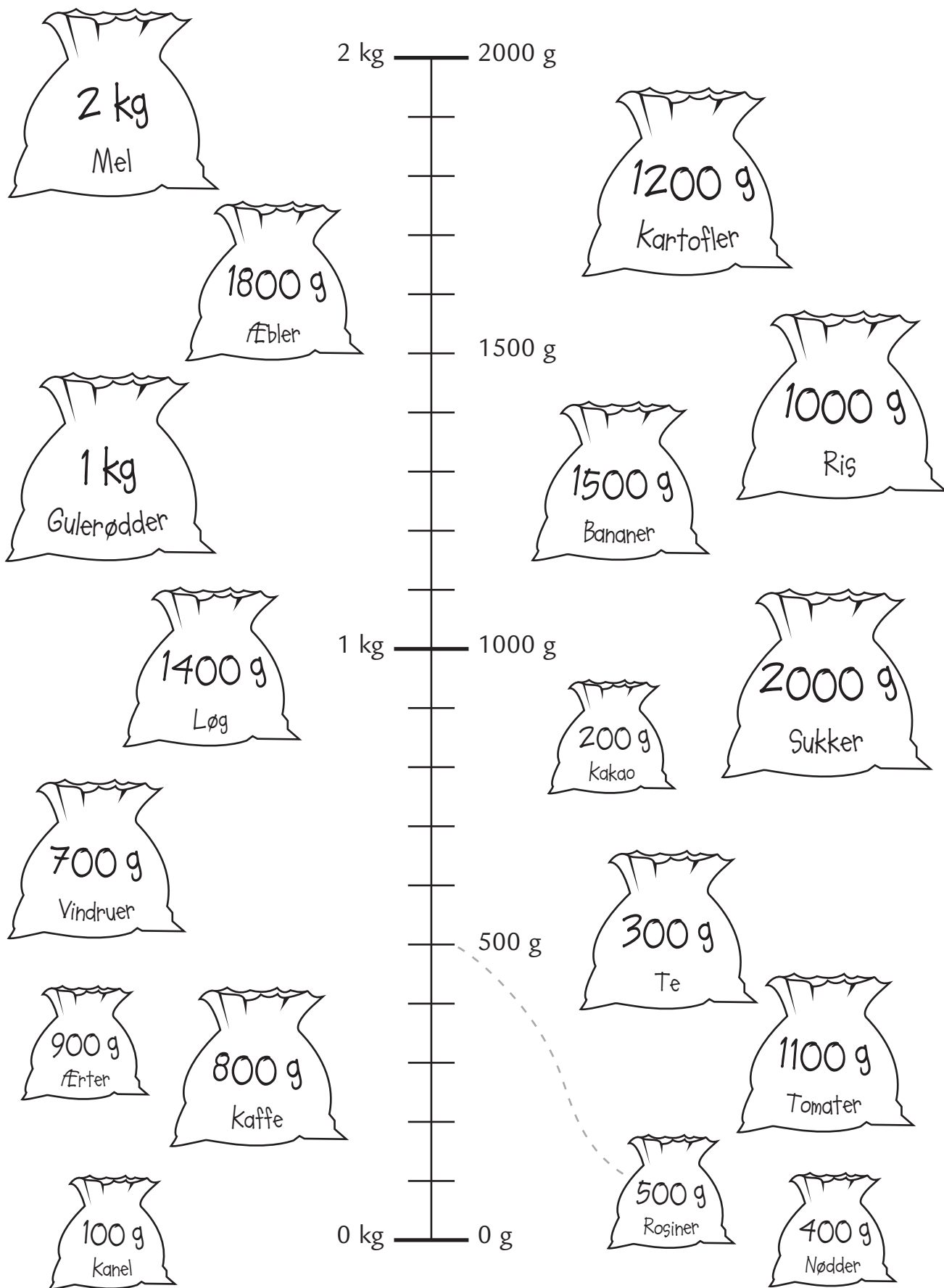


Kontext 1B - Kopimappe - Bestillingsnr.: 9024113 - © forlag Malling Beck

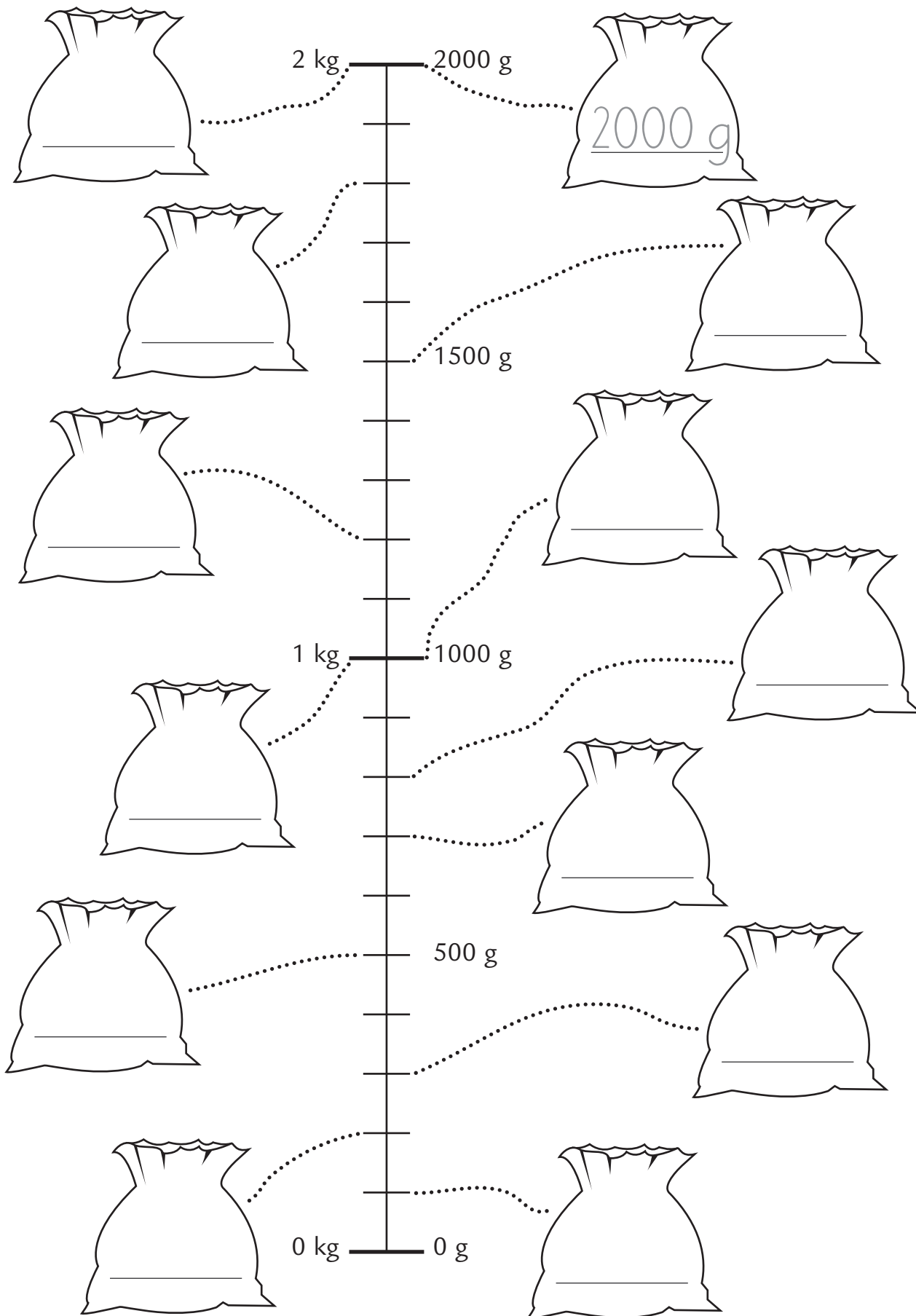
1 kg = 1000 g	kg = g
kg = g	kg = g
kg = g	kg = g
kg = g	kg = g

# Sæt streg

Kontext 1B · Kopmappe · Bestillingsnr.: 9024113 · © forlag Malling Back




# Skriv vægten





Kontext 1B · Kopimappe · Bestillingsnr.: 9024113 · © forlag Malling Beck



# Vægt i alt



Tegn så der er 500 g.

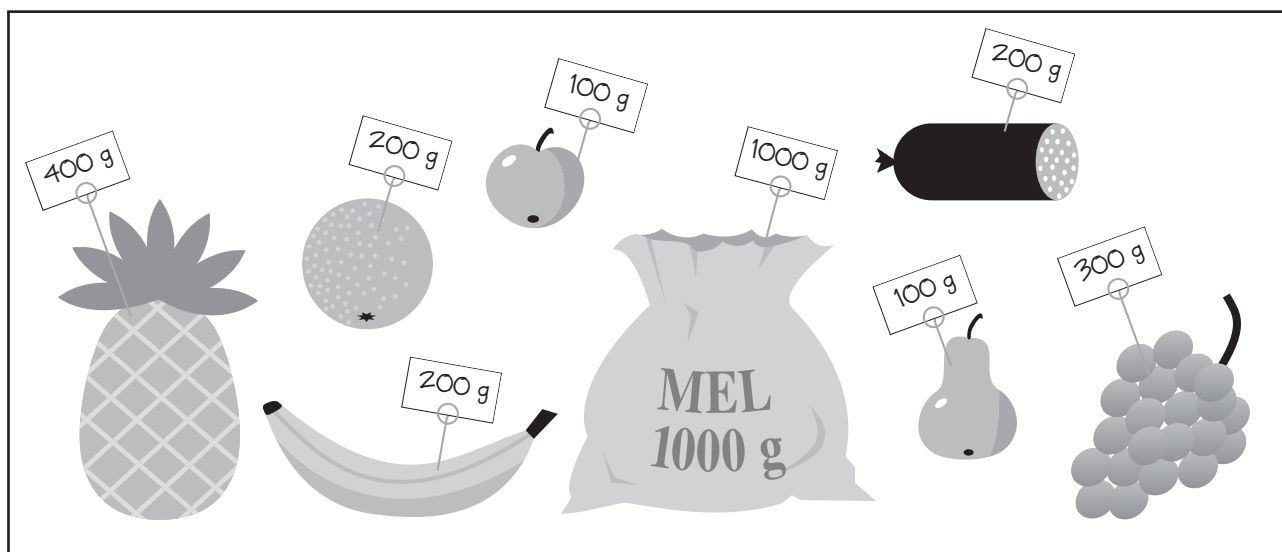














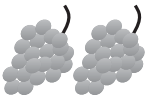
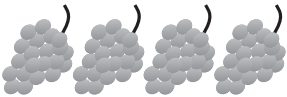
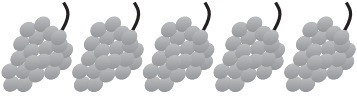


Tegn så der er 1500 g.



# Hvor mange gram i alt?

62



<p>I alt _____ g</p>  <p>_____ g</p>  <p>_____ g</p> 	<p>I alt _____ g</p>  <p>_____ g</p>  <p>_____ g</p> 
<p>I alt _____ g</p>  <p>_____ g</p>  <p>_____ g</p> 	<p>I alt _____ g</p>  <p>_____ g</p>  <p>_____ g</p> 
<p>I alt _____ g</p>  <p>_____ g</p>  <p>_____ g</p> 	<p>I alt _____ g</p>  <p>_____ g</p>  <p>_____ g</p> 