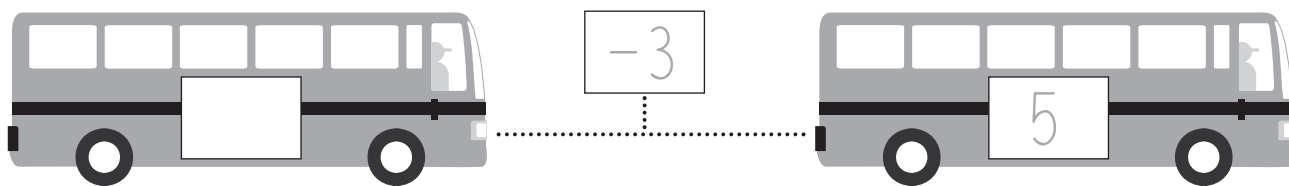


# I bussen var der?



$$\square - 2 = 7$$

$$11 - \square = 7$$

$$\square - 4 = 6$$

$$12 - \square = 8$$

$$\square - 5 = 2$$

$$10 - \square = 4$$

$$\square - 7 = 3$$

$$13 - \square = 10$$

$$\square - 1 = 9$$

$$9 - \square = 1$$

$$\square - 5 = 5$$

$$6 - \square = 4$$

$$\square - 1 = 7$$

$$15 - \square = 5$$

$$\square - 4 = 4$$

$$10 - \square = 10$$

Kontext 1B · Kopimappe · Bestillingsnr.: 9024113 · © forlag Malling Beck

# Træk fra med lommeregner

**110**

<p><b>9 5 1 - =</b></p> <p>_____ = 4</p> <p>_____ = 3</p> <p>_____ = 6</p> <p>_____ = _____</p>	<p><b>5 8 1 - =</b></p> <p>_____ = 3</p> <p>_____ = 7</p> <p>_____ = 13</p> <p>_____ = _____</p>
<p><b>2 3 + - =</b></p> <p>_____ = 1</p> <p>_____ = 7</p> <p>_____ = 10</p> <p>_____ = _____</p>	<p><b>4 9 + - =</b></p> <p>_____ = 5</p> <p>_____ = 1</p> <p>_____ = 14</p> <p>_____ = _____</p>
<p><b>□ □ □ □ □</b></p> <p>_____ = 3</p> <p>_____ = 6</p> <p>_____ = 7</p> <p>_____ = _____</p>	<p><b>□ □ □ □ □</b></p> <p>_____ = 9</p> <p>_____ = 4</p> <p>_____ = 5</p> <p>_____ = _____</p>

Kontext 1B · Kopmappe · Bestillingsnr.: 9024113 · © forlag Malling Beck

# Plus og minus

111

**3 6 9**

\_\_\_ + \_\_\_ = \_\_\_

\_\_\_ + \_\_\_ = \_\_\_

\_\_\_ - \_\_\_ = \_\_\_

\_\_\_ - \_\_\_ = \_\_\_

**4 6 10**

\_\_\_ + \_\_\_ = \_\_\_

\_\_\_ + \_\_\_ = \_\_\_

\_\_\_ - \_\_\_ = \_\_\_

\_\_\_ - \_\_\_ = \_\_\_

**9 2 7**

\_\_\_ + \_\_\_ = \_\_\_

\_\_\_ + \_\_\_ = \_\_\_

\_\_\_ - \_\_\_ = \_\_\_

\_\_\_ - \_\_\_ = \_\_\_

**11 5 6**

\_\_\_ + \_\_\_ = \_\_\_

\_\_\_ + \_\_\_ = \_\_\_

\_\_\_ - \_\_\_ = \_\_\_

\_\_\_ - \_\_\_ = \_\_\_

**12 3 9**

\_\_\_ + \_\_\_ = \_\_\_

\_\_\_ + \_\_\_ = \_\_\_

\_\_\_ - \_\_\_ = \_\_\_

\_\_\_ - \_\_\_ = \_\_\_

**6 13 7**

\_\_\_ + \_\_\_ = \_\_\_

\_\_\_ + \_\_\_ = \_\_\_

\_\_\_ - \_\_\_ = \_\_\_

\_\_\_ - \_\_\_ = \_\_\_

**9 5 14**

\_\_\_ + \_\_\_ = \_\_\_

\_\_\_ + \_\_\_ = \_\_\_

\_\_\_ - \_\_\_ = \_\_\_

\_\_\_ - \_\_\_ = \_\_\_

**16 3 13**

\_\_\_ + \_\_\_ = \_\_\_

\_\_\_ + \_\_\_ = \_\_\_

\_\_\_ - \_\_\_ = \_\_\_

\_\_\_ - \_\_\_ = \_\_\_

**6 15 9**

\_\_\_ + \_\_\_ = \_\_\_

\_\_\_ + \_\_\_ = \_\_\_

\_\_\_ - \_\_\_ = \_\_\_


\_\_\_ - \_\_\_ = \_\_\_

Kontext 1B · Kopimappe · Bestillingsnr.: 9024113 · © forlag Malling Beck


# Pyramidespillet 1

112

Placer en brik i toppen af pyramiden.  
Slå med en terning. Træk terningens tal fra tallet,  
du står på, og stil dig på tallet. Vinderen er den,  
der først når bunden af pyramiden.



START




SLUT


# Pyramidespillet 2

113

Placer en brik i toppen af pyramiden.  
Slå med en terning. Træk terningens tal fra tallet,  
du står på, og stil dig på tallet. Vinderen er den,  
der først når bunden af pyramiden.




START



SLUT

# Puslespil-minus

114



Kontext 1B · Kopmappe · Bestillingsnr.: 9024113 · © forlag Malling Beck

NAVN

KLASSE