

2

K O N T E X T

HELLE NICOLA JENSEN · MARIE TEGLHUS MØLLER · BENT LINDHARDT · MICHAEL WAHL ANDERSEN · PETER WENG

A KOPIMAPPE

Forlag
Malling
Beck
EGMONT

KonteXt 2A
Kopimappe

Samhørende titler:
KonteXt 2A Elevbog
KonteXt 2A Lærervejledning

Forfattere: Helle Nicola Jensen, Marie Tegllhus Møller, Bent Lindhardt,
Michael Wahl Andersen og Peter Weng

Forlagsredaktion: Maria Hørby
Ekstern redaktør: Bent Lindhardt

Grafisk tilrettelægning: art/Grafik
Omslag: art/Grafik
Illustrationer: Jesper Frederiksen, omslagsfoto Scanpix
Tryk: IKON Document Services

© Forlag Malling Beck A/S og forfatterne 2005
1. udgave, 1. oplag

Dette materiale indeholder kopiark på tryk og i elektronisk form. Kopiarkene er solgt på den betingelse, at de hverken erhvervsmæssigt eller på anden måde bruges til mangfoldiggørelse ud over den enkelte købers eget forbrug. Herved forstås, at den skole, institution eller den privatperson, der køber kopiarkene, kun må mangfoldiggøre dem eller dele deraf til brug i undervisningsvirksomhed, som drives umiddelbart af den købendes institution. Mangfoldiggørelse, der tilsigter at dække flere skoler eller undervisningsinstitutioners behov, kan kun ske med skriftlig tilladelse fra forlaget.

ISBN: 87 7988 352 4

Printed in Denmark 2005

Forord

Kopimappen er en integreret del af undervisningsmaterialet KonteXt til 2. klasse og kan derfor ikke stå alene.

Kopimappen indeholder værkstedsark, arbejdsark og serviceark.

Værkstedsarkene og de tilhørende elevaktiviteter/arbejdsark introducerer de matematiske begreber fra kapitlerne i elevbogen, som eleverne skal til at arbejde med. Arkene indeholder illustrationer fra elevbogen og instruktioner til at gennemføre værkstedet.

Arbejdsarkene indeholder opgaver, der kan udfordre eleven, samt supplerende træningsopgaver, som eleven kan arbejde med individuelt, da arkene er selvinstruerende. En del af arkene understøtter værkstedsarbejdet.

Servicearkene består af bl.a. prikpapier, isometrisk papir, trekant- og kvadratpapir samt penge.

Brugen af både værkstedsark, arbejdsark og serviceark er nærmere beskrevet i lærervejledningen.



**KOPIMAPPE-
OVERSIGT**

Emner i Elevbog A	Arbejdsark	Titel	Elevbog A side
Introduktion	1-3	På kryds og tværs 1-3	1

KAPITEL 1: TAL

Emner i Elevbog A	Arbejdsark	Titel	Elevbog A side
Værksted 1		1. Talkort	2-3
	4-11	1. Talkort	2-3
Værksted 2		2. Tallinjen	2-3
	12-16	2. Tallinjen	2-3
Værksted 3		3. Talmønstre	2-3
	17-19	3. Talmønstre	2-3
Værksted 4		4. Talbyspillet	2-3
	20-25	4. Talbyspillet	2-3
Hvor mange er der?	26	Hvor mange?	4-11
	27	Hvor mange penge?	4-11
	28	Læg puslespillet 1	4-11
	29	Læg puslespillet 2	4-11
	30	Lav selv et puslespil	4-11
	31	Skriv og vis tallet	4-11
	32	Lav opgaver til en anden	4-11
	33	Hvor mange penge?	4-11
	34	Hvor mange penge før og efter?	4-11
	35	Hvad sker der med tallet?	4-11
	36	Plus eller minus?	4-11
	37	Talmaskinen/Talslangerne	4-11
	Hvad er mønterne værd?	38	Hvor mange penge skal du cirka betale?
39		Hvor mange kroner?	12-18
40		Hvad koster tingene?	12-18
41		Skriv en regning	12-18
42		Vekselmaskinen	12-18
43		Hvad er klokken?	12-18
44		Hvor mange minutter er der gået?	12-18
45		Lav din egen køreplan for Talbybussen	12-18
46	Lav klassens køreplan	12-18	
47	Sæt i rækkefølge	12-18	

KAPITEL 2: FIGUR OG TEGNING

Emner i Elevbog A	Arbejdsark	Titel	Elevbog A side
Værksted 1		1. Snoremønstre	20-21
	48-51	1. Snoremønstre	20-21
Værksted 2		2. Brikker	20-21
	52-63	2. Brikker	20-21
Værksted 3		3. Kuber	20-21
	64-65	3. Kuber	20-21
Værksted 4		4. Skattekort	20-21
	66-67	4. Skattekort	20-21
Hvad hedder figurerne?	68	Tegn figurer på prikpapir	22-29
	69	Tegn figurer	22-29
	70	Hvor stor er omkredsen?	22-29
	71	Farv halvdelen af figuren	22-29
	72	Hvilke figurer er lige store?	22-29
	73	Byg figurer	22-29
	74	Gør siderne halvt så lange	22-29
	75	Gør siderne dobbelt så lange	22-29
	76	Figuren bliver større og større	22-29
	77	Tegn figuren på nye net	22-29
Hvor er skatten?	78	Puslespil	22-29
	79	Trillinger og firlinger	22-29
Hvor er skatten?	80	Tegn skatte	30-36
	81	Hvor er ?	30-36
	82	Tegn et mønster	30-36
	83	Byg og tegn	30-36
	84	Byg og farv	30-36
	85	Byg selv og tegn	30-36

KAPITEL 3: PLUS OG MINUS

Emner i Elevbog A	Arbejdsark	Titel	Elevbog A side	
Værksted 1		1. Talpuslerier	38-39	
	86-92	1. Talpuslerier	38-39	
Værksted 2		2. Mariehønen	38-39	
	93-95	2. Mariehønen	38-39	
Værksted 3		3. Legetøj	38-39	
	96-100	3. Legetøj	38-39	
Værksted 4		4. Hotellet	38-39	
	101-103	4. Hotellet	38-39	
Får vi det samme?	104	Plus på tallinjen 1	40-45	
	105	Plus på tallinjen 2	40-45	
	106	Skriv tal på tallinjen og plus	40-45	
	107	Plus i taltavlen	40-45	
	108	Skriv tal i taltavlerne og plus	40-45	
	109	Plus	40-45	
	110	Tegn selv plusstykkerne	40-45	
	111	Plus med veksling	40-45	
	112	Plus med veksling. Tegn selv	40-45	
	Hvordan trækker man fra?	113	Minus på tallinjen 1	46-51
		114	Minus på tallinjen 2	46-51
115		Plus og minus på tallinjen	46-51	
116		Minus i taltavlen	46-51	
117		Minus	46-51	
118		Minus med veksling	46-51	
119		Minus/Minus med veksling	46-51	
120		Plusspil	46-51	
121		Spilleplade 1	46-51	
122		Plus- og minusspil	46-51	
123		Spilleplade 2	46-51	
Hvor meget skal der i dejen?	124	Pizza	52-58	
	125	Tennisbolde	52-58	
	126	Find forskellen	52-58	
	127	Plus på række	52-58	
	128	Sum 20/Sum 100	52-58	
	129	Samme sum	52-58	
	130	Plus i pyramiden/Minus i pyramiden	52-58	
	131	Pointskive	52-58	

KAPITEL 4: DATA OG CHANCE

Emner i Elevbog A	Arbejdsark	Titel	Elevbog A side
Værksted 1		1. Fjols	60-61
	132	1. Fjols	60-61
Værksted 2		2. Cykelløbet	60-61
	133-134	2. Cykelløbet	60-61
Værksted 3		3. Undersøg	60-61
	135-138	3. Undersøg	60-61
Værksted 4		4. Tårne	60-61
	139-141	4. Tårne	60-61
Hvilken hval er den største?	142	Hvalers vægt	62-67
	143	Hvalers længde	62-67
	144	Hvalcentret	62-67
	145	Hvad koster en hvalfigur?	62-67
Hvor mange hvaler?	146	Miniyatzy med fem terninger	68-71
	147	Yatzy med fem terninger	68-71
	148	Yatzy med seks terninger	68-71
	149	Afgrunden	68-71
	150	Brug lommeregneren	68-71

SERVICEARK

Serviceark 151	Taltavlen
Serviceark 152	Kvadratpapir
Serviceark 153	Trekantpapir
Serviceark 154	Prikpapir
Serviceark 155	Isometrisk papir
Serviceark 156-167	Mønter
Serviceark 168	Ur
Serviceark 169	Minus
Serviceark 170	Minus med veksling
Serviceark 171	Lav selv brikker
Serviceark 172	Jeg har arbejdet i ...

På kryds og tværs 1

1

A		B		C		D	E	
		F	G			H		
I	J			K				L
	M	Y		N			O	
P				Q		R		
		S	Z			T		
U			V					X

Vandret

- | | |
|----------------|--------------------|
| A: $100 + 12$ | O: $7 + 7 + 7 + 7$ |
| C: $5 + 5 + 5$ | P: $279 - 1$ |
| D: Efter 889 | Q: $50 + 15$ |
| F: $629 - 1$ | R: $110 - 6$ |
| H: $100 + 400$ | S: $18 + 4$ |
| I: $80 + 6$ | T: $8 + 370$ |
| K: $50 + 50$ | U: $60 - 4$ |
| M: $6 + 6$ | V: $100 + 500$ |
| N: $140 - 5$ | |

Lodret

- | | |
|----------------|---------------|
| A: $155 + 3$ | L: $180 + 4$ |
| B: $14 + 12$ | N: $8 + 8$ |
| C: $6 + 6 + 6$ | O: Efter 207 |
| D: Efter 799 | P: $250 - 5$ |
| E: $10 + 80$ | R: $200 - 30$ |
| G: $12 + 12$ | X: $24 - 20$ |
| H: $500 + 5$ | Y: Efter 281 |
| J: $620 - 3$ | Z: $13 + 13$ |
| K: Før 136 | |

På kryds og tværs 2

2

A	4	0	R	5		B	4	T	8		C	1	Z	1	Æ	8
	9		D	2	6		E	6	6	V	6		F	4	5	
		G	8	0		S	9		H	2	Y	9	0			
I	2	5		J	1	8	2		U	2		5			Ø	4
	0		K	8	1		L	3	X	4	0					2
		M	7	0		N	4	0	0			O	8	2		
P	2	0	0	0					Q	2	7	5				

Kontext 2A · Kopimappe · Bestillingsnr.: 9024203 · © forlag Malling Beck

Vandret

A: _____ J: _____
 B: _____ K: _____
 C: _____ L: _____
 D: _____ M: _____
 E: _____ N: _____
 F: _____ O: _____
 G: _____ P: _____
 H: _____ Q: _____
 I: _____

Lodret

A: _____ T: _____
 G: _____ U: _____
 I: _____ V: _____
 J: _____ X: _____
 K: _____ Y: _____
 M: _____ Z: _____
 O: _____ Æ: _____
 R: _____ Ø: _____
 S: _____

På kryds og tværs 3

3

A		R		B	T		C	Z	Æ
		D			E	V		F	
	G			S		H	Y		
I			J		U				Ø
		K			L	X			
	M			N				O	
P						Q			

Vandret

A: _____ J: _____
 B: _____ K: _____
 C: _____ L: _____
 D: _____ M: _____
 E: _____ N: _____
 F: _____ O: _____
 G: _____ P: _____
 H: _____ Q: _____
 I: _____

Lodret

A: _____ T: _____
 G: _____ U: _____
 I: _____ V: _____
 J: _____ X: _____
 K: _____ Y: _____
 M: _____ Z: _____
 O: _____ Æ _____
 R: _____ Ø: _____
 S: _____

Kapitel 1




TAL

Hvor mange er der?

Hvad er mønterne værd?



1. TALKORT



Klip kortene ud

Træk en talværdi. Byg tallet med talkort

Skriv hvordan det er bygget op

Klip pluskortene ud

Træk et pluskort. Regn plusstykket

Klip minuskortene ud

Træk et minuskort. Regn minusstykket



1. Talkort

4

1	0	0	0	1	0	1	2
2	0	0	0	2	0	2	0
3	0	0	0	3	0	3	0
4	0	0	0	4	0	4	0
5	0	0	0	5	0	5	0

Kontext 2A · Kopimappe · Bestillingsnr.: 9024203 · © Forlag Malling Beck

NAVN

KLASSE



1. Talkort

5

6	60	600	6000
7	70	700	7000
8	80	800	8000
9	90	900	9000

Kontext 2A · Kopimappe · Bestillingsnr.: 9024203 · © forlag Malling Beck

NAVN

KLASSE

1. Talkort

6

Talværdikort

6547	7276	2619
9381	5718	4799
6377	8923	1931
8124	4718	3059
9583	8452	5070
7241	7960	1036
3917	6607	2005



1. Talkort

7

4	3	9	2	=	4000	+	300	+	90	+	2
---	---	---	---	---	------	---	-----	---	----	---	---

				=		+		+		+	
--	--	--	--	---	--	---	--	---	--	---	--

				=		+		+		+	
--	--	--	--	---	--	---	--	---	--	---	--

				=		+		+		+	
--	--	--	--	---	--	---	--	---	--	---	--

				=		+		+		+	
--	--	--	--	---	--	---	--	---	--	---	--

				=		+		+		+	
--	--	--	--	---	--	---	--	---	--	---	--

				=		+		+		+	
--	--	--	--	---	--	---	--	---	--	---	--

				=		+		+		+	
--	--	--	--	---	--	---	--	---	--	---	--

				=		+		+		+	
--	--	--	--	---	--	---	--	---	--	---	--

				=		+		+		+	
--	--	--	--	---	--	---	--	---	--	---	--

				=		+		+		+	
--	--	--	--	---	--	---	--	---	--	---	--

Kontext 2A · Kopimappe · Bestillingsnr.: 9024203 · © forlag Malling Beck

NAVN

KLASSE



1. Talkort

8

Pluskort

$713 + 224$	$126 + 371$
$523 + 364$	$251 + 133$
$120 + 347$	$523 + 167$
$273 + 606$	$706 + 182$
$251 + 735$	$179 + 410$
$631 + 243$	$250 + 627$

$6111 + 1672$	$5252 + 1724$
$4233 + 5162$	$7192 + 2703$
$4408 + 3160$	$3107 + 1480$
$3974 + 6025$	$4112 + 2084$
$3418 + 4171$	$1439 + 5270$



1. Talkort

9

Plus med talkort

		4	2	3	
+		3	7	5	
		<hr/>			
		7	9	8	

		4	0	0	
		3	0	0	
		<hr/>			
		7	0	0	

		2	0	
		7	0	
		<hr/>		
		9	0	

		3		
		5		
		<hr/>		
		8		

+					
		<hr/>			

		<hr/>			

		<hr/>			

		<hr/>			

		<hr/>			

+					
		<hr/>			

		<hr/>			

		<hr/>			

		<hr/>			

		<hr/>			

+					
		<hr/>			

		<hr/>			

		<hr/>			

		<hr/>			

		<hr/>			

+					
		<hr/>			

		<hr/>			

		<hr/>			

		<hr/>			

		<hr/>			

Kontext 2A · Kopimappe · Bestillingsnr.: 9024203 · © forlag Malling Beck

NAVN

KLASSE



1. Talkort

10

Minuskort

$762 - 450$	$573 - 471$
$679 - 461$	$743 - 502$
$305 - 102$	$917 - 402$
$681 - 420$	$464 - 133$
$592 - 140$	$872 - 201$
$793 - 371$	$478 - 322$

$8837 - 5416$	$4997 - 1685$
$6789 - 1234$	$8937 - 5416$
$9198 - 6083$	$7845 - 1703$
$9581 - 7120$	$5656 - 4612$
$6932 - 1510$	$3871 - 2520$



1. Talkort

11

Minus med talkort

		8	5	2	
-		3	4	1	
		<hr/>			
		5	1	1	

		8	0	0		5	0	2
		3	0	0		4	0	1
		<hr/>				<hr/>		
		5	0	0		1	0	1

-					
		<hr/>			

		<hr/>				<hr/>		

-					
		<hr/>			

		<hr/>				<hr/>		

-					
		<hr/>			

		<hr/>				<hr/>		

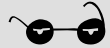
-					
		<hr/>			

		<hr/>				<hr/>		


Kontext 2A · Kopimappe · Bestillingsnr.: 9024203 · © forlag Malling Beck

NAVN

KLASSE



2. TALLINJEN

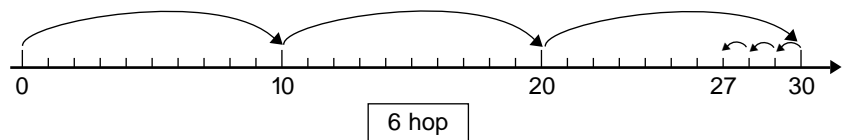


Kontext 2A · Kopimappe · Bestillingsnr.: 9024203 · © forlag Malling Beck

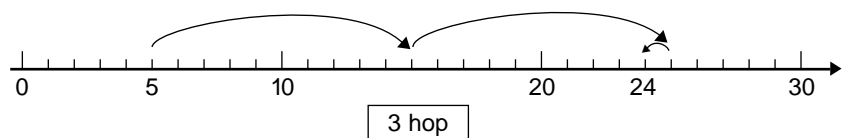
Hop fra starttal til sluttal. Du må hoppe 1, 10 eller 100. Du må både hoppe frem og tilbage. Brug så få hop som muligt. Brug terninger til at finde starttallet og sluttallet

Eksempel:

Hop fra 0 til 27



Hop fra 5 til 24

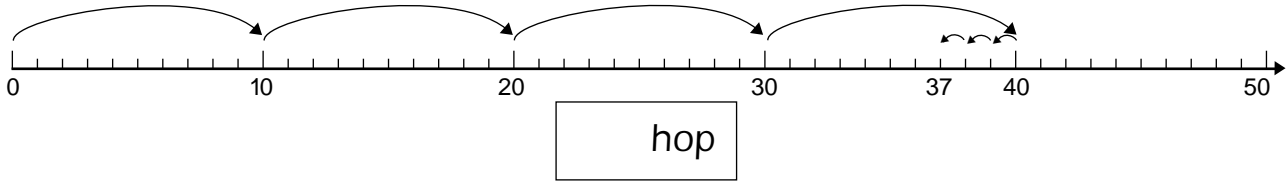




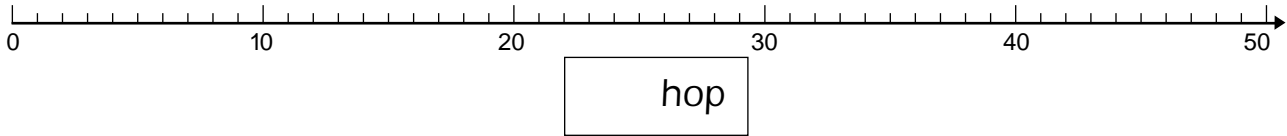
2. Tallinjen

12

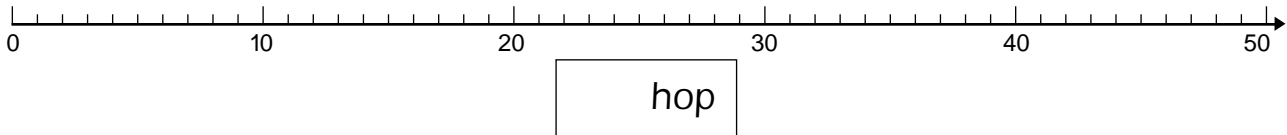
Hop fra 0 til 37



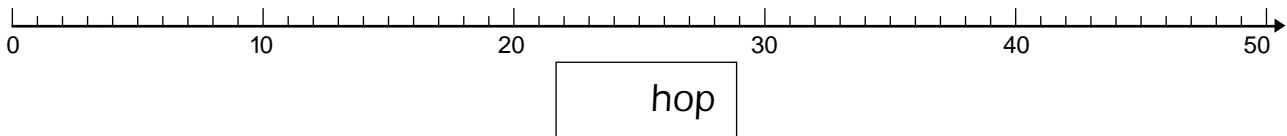
Hop fra 0 til 49



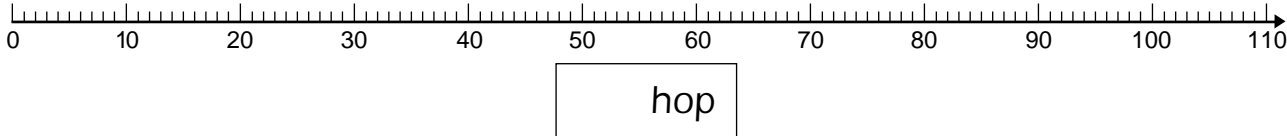
Hop fra 2 til 38



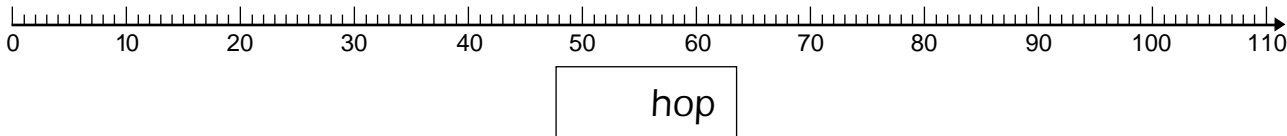
Hop fra 5 til 47



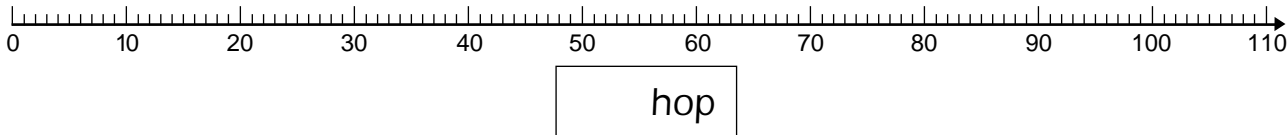
Hop fra 0 til 86



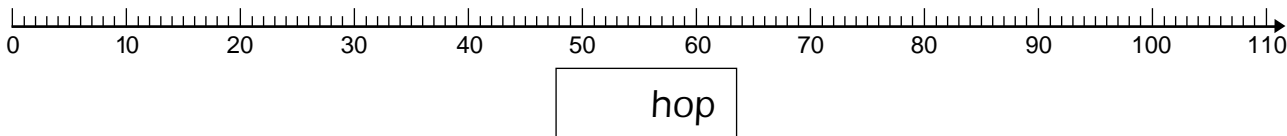
Hop fra 0 til 91



Hop fra 3 til 95



Hop fra 7 til 93



Kontext 2A - Kopimappe - Bestillingsnr.: 9024203 - © forlag Malling Beck



2. Tallinjen

13

Kontext 2A · Kopimappe · Bestillingsnr.: 9024203 · © forlag Malling Beck

A vertical ruler with a hatched top section labeled 'LIM'. The ruler has major tick marks every 10 units and minor tick marks every 1 unit. A horizontal line is drawn across the ruler at the 50-unit mark.

A vertical ruler with a hatched top section labeled 'LIM'. The ruler has major tick marks every 10 units and minor tick marks every 1 unit. A horizontal line is drawn across the ruler at the 50-unit mark.

A vertical ruler with a hatched top section labeled 'LIM'. The ruler has major tick marks every 10 units and minor tick marks every 1 unit. A horizontal line is drawn across the ruler at the 50-unit mark.

A vertical ruler with a hatched top section labeled 'LIM'. The ruler has major tick marks every 10 units and minor tick marks every 1 unit. A horizontal line is drawn across the ruler at the 50-unit mark.

A vertical ruler with major tick marks every 10 units and minor tick marks every 1 unit. A horizontal line is drawn across the ruler at the 50-unit mark.

NAVN

KLASSE

2. Tallinjen

14

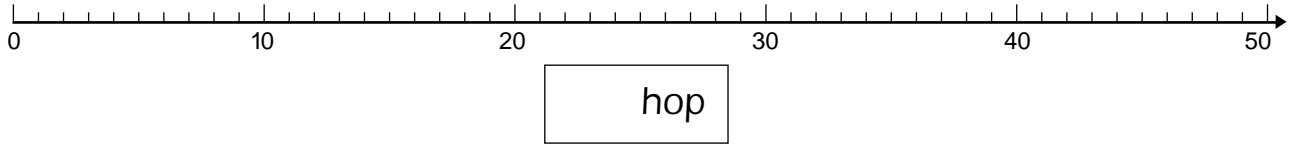
Runde	Navn	Navn	Navn	Navn
1				
2				
3				
4				
5				
6				
7				
8				
9				
10				
11				
12				
13				
14				
15				
I alt				



2. Tallinjen

15

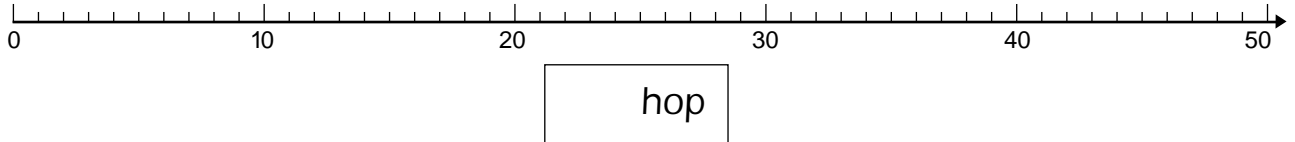
Hop fra 0 til 37



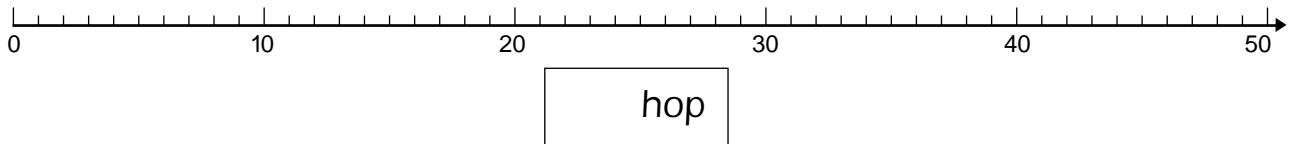
Hop fra 0 til 45



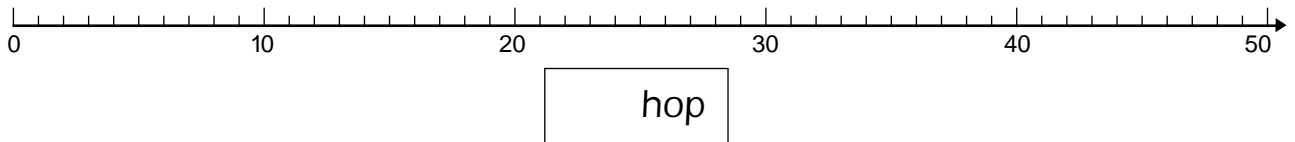
Hop fra 0 til 34



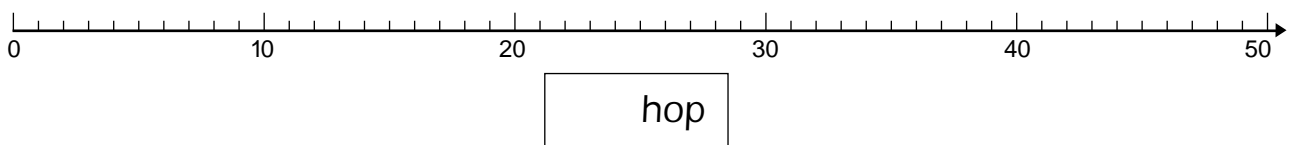
Hop fra 0 til 49



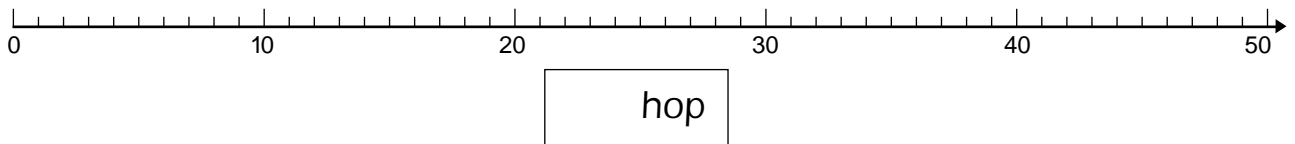
Hop fra 6 til 40



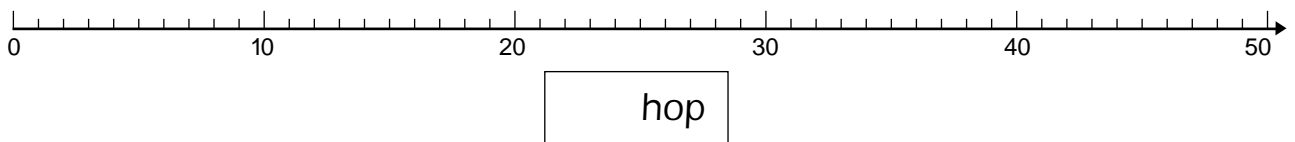
Hop fra 7 til 29



Hop fra 9 til 38



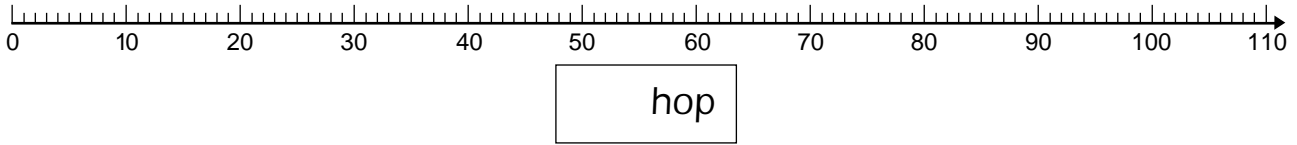
Hop fra 10 til 49



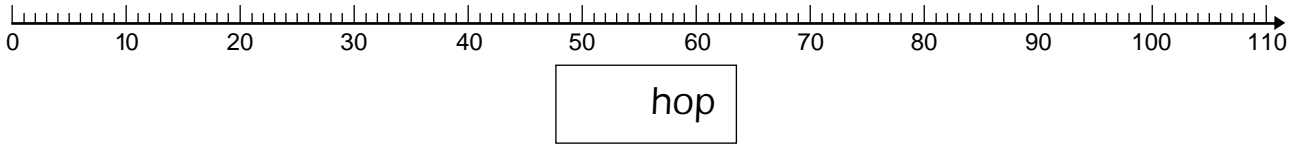


2. Tallinjen

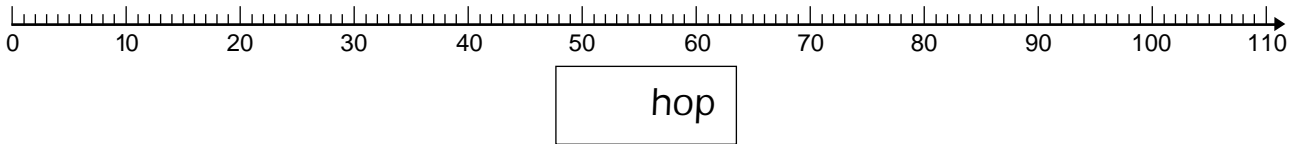
Hop fra 0 til 73



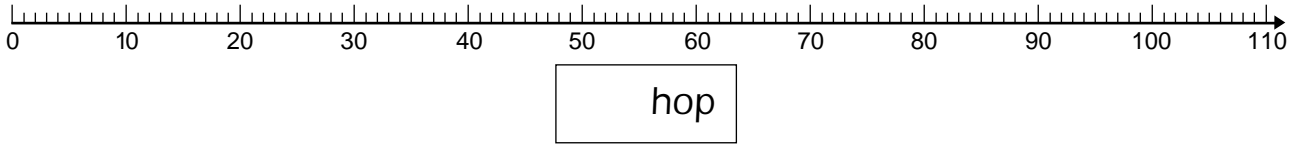
Hop fra 0 til 80



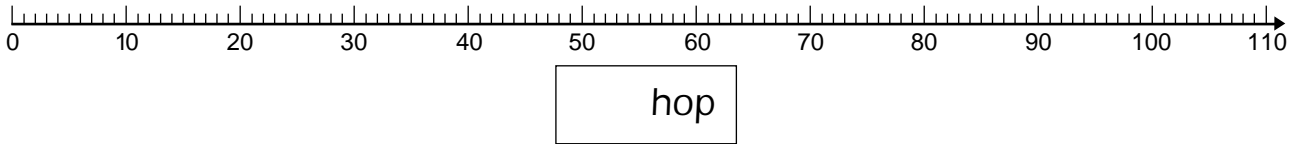
Hop fra 0 til 89



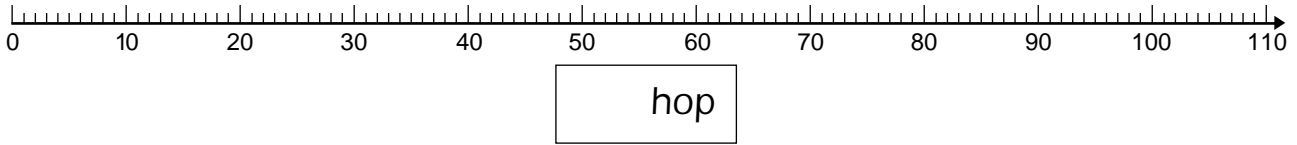
Hop fra 0 til 77



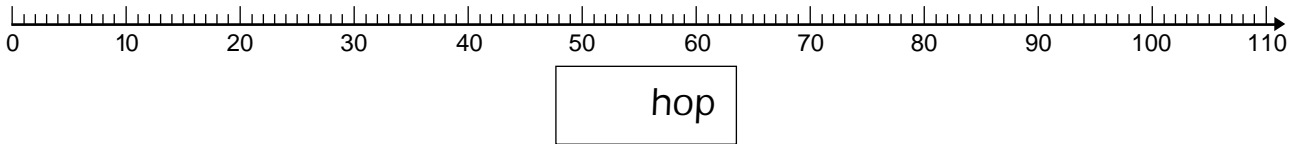
Hop fra 3 til 93



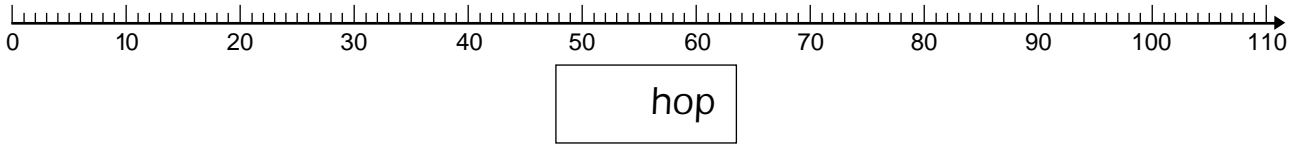
Hop fra 4 til 88



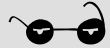
Hop fra 7 til 79




Hop fra 8 til 71



Kontext 2A - Kopimappe - Bestillingsnr.: 9024203 - © forlag Malling Beck



3. TALMØNSTRE



Kontext 2A · Kopimappe · Bestillingsnr.: 9024203 · © Forlag Malling Beck

Farv tallene 0, 5, 10, 15 ... i taltavlerne

Du skal hoppe 5 frem, hver gang du skal hen på det næste tal

Vælg selv, hvor mange hop du vil hoppe frem. Start på 0.

Farv taltavlerne

Klip taltavlerne ud

Lav en plakat med dem

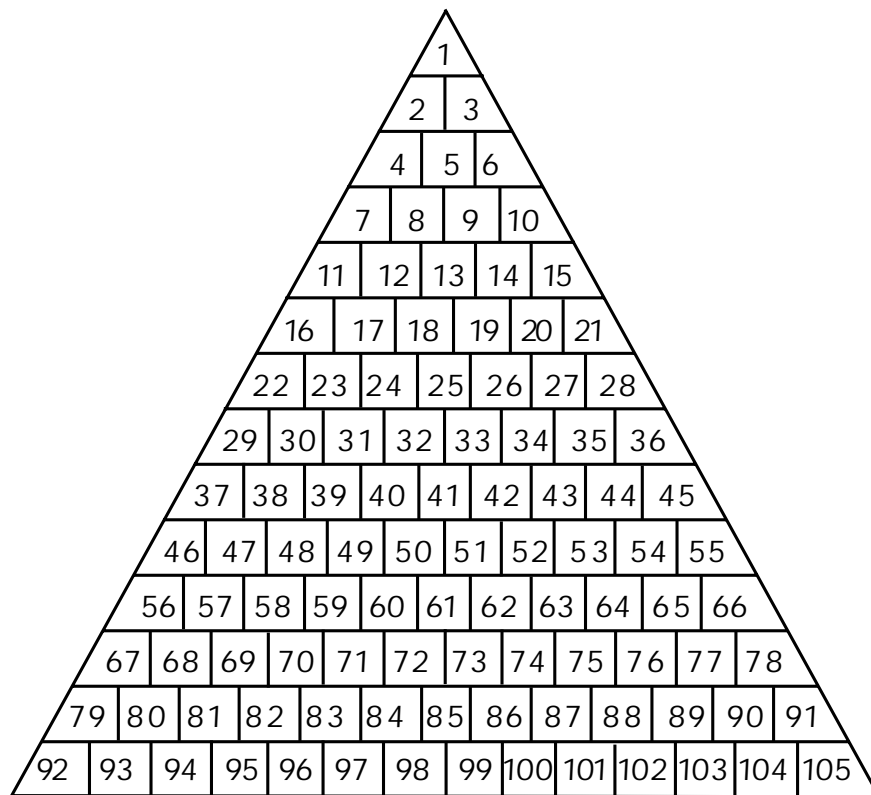
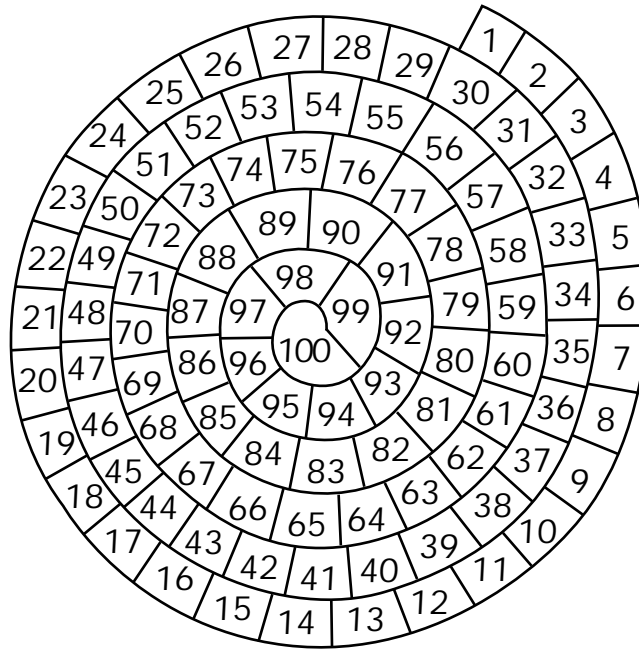
3. Talmønstre

1	2	3	4	5	6	7	8	9	10
11	12	13	14	15	16	17	18	19	20
21	22	23	24	25	26	27	28	29	30
31	32	33	34	35	36	37	38	39	40
41	42	43	44	45	46	47	48	49	50
51	52	53	54	55	56	57	58	59	60
61	62	63	64	65	66	67	68	69	70
71	72	73	74	75	76	77	78	79	80
81	82	83	84	85	86	87	88	89	90
91	92	93	94	95	96	97	98	99	100

1									
2	3								
4	5	6							
7	8	9	10						
11	12	13	14	15					
16	17	18	19	20	21				
22	23	24	25	26	27	28			
29	30	31	32	33	34	35	36		
37	38	39	40	41	42	43	44	45	
46	47	48	49	50	51	52	53	54	55
56	57	58	59	60	61	62	63	64	
65	66	67	68	69	70	71	72		
73	74	75	76	77	78	79			
80	81	82	83	84	85				
86	87	88	89	90					
91	92	93	94						
95	96	97							
98	99								
100									

Kontext 2A · Kopimappe · Bestillingsnr.: 9024203 · © forlag Malling Beck

3. Talmønstre



Kontext 2A · Kopimappe · Bestillingsnr.: 9024203 · © forlag Malling Beck

3. Talmønstre

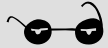
19

1	2	3	4	5
6	7	8	9	10
11	12	13	14	15
16	17	18	19	20
21	22	23	24	25
26	27	28	29	30
31	32	33	34	35
36	37	38	39	40
41	42	43	44	45
46	47	48	49	50

1	2	3	4	5	6	7	8
9	10	11	12	13	14	15	16
17	18	19	20	21	22	23	24
25	26	27	28	29	30	31	32
33	34	35	36	37	38	39	40
41	42	43	44	45	46	47	48
49	50	51	52	53	54	55	56
57	58	59	60	61	62	63	64
65	66	67	68	69	70	71	72
73	74	75	76	77	78	79	80
81	82	83	84	85	86	87	88
89	90	91	92	93	94	95	96
97	98	99	100	101	102	103	104
105	106	107	108	109	110	111	112
113	114	115	116	117	118	119	120

1	2
3	4
5	6
7	8
9	10
11	12
13	14
15	16
17	18
19	20
21	22
23	24
25	26
27	28
29	30
31	32
33	34
35	36
37	38
39	40
41	42
43	44
45	46
47	48
49	50

1	2	3	4	5	6	7	8	9
10	11	12	13	14	15	16	17	18
19	20	21	22	23	24	25	26	27
28	29	30	31	32	33	34	35	36
37	38	39	40	41	42	43	44	45
46	47	48	49	50	51	52	53	54
55	56	57	58	59	60	61	62	63
64	65	66	67	68	69	70	71	72
73	74	75	76	77	78	79	80	81
82	83	84	85	86	87	88	89	90



4. TALBYSPILLET



Du skal bruge:

Kuber

Terning

Skolepenge

Arbejdsark:

20	21	22
----	----	----

23	24	25
----	----	----

I skal spille Talbyspillet

I skal være 4 spillere

I skal hver have en brik og en grund fra spillepladen

Slå på skift med en terning

Når I lander på Prøv Lykken, skal I trække et kort

Når I lander på en andens grund, skal I betale leje

Vinderen er den, der til sidst har flest penge

4. Talbyspillet



Kontext 2A · Kopimappe · Bestillingsnr.: 9024203 · © forlag Malling Beck


4. Talbyspillet

21

GRUND 4

Du ejer slikbutikken


Lakridspiben



GRUND 9

Du ejer sportshallen


Talbyhallen



GRUND 14

Du ejer tøjbutikken

Målebåndet



GRUND 21

Du ejer spisehuset

Tallerknen



4. Talbyspillet

22

Du har købt chokolade. Betal 180 kr. til Lakridspiben.	Gå til Talbyhallen.	Du skal betale renter. Betal 60 kr. til banken.
Du skal dele slik ud i klassen. Betal 260 kr. til Lakridspiben.	Gå tre felter frem.	Du vil have penge tilbage for en bluse. Du skal have 70 kr. af Målebåndet.
Du har købt et par løbesko. Betal 120 kr. til Målebåndet.	Gå til Målebåndet.	Gå to felter tilbage.
Du har vundet på et skrabelod. Du skal have 40 kr. af banken.	Du har spist for meget slik og skal til tandlæ- gen. Betal 130 kr. til banken.	Du har slået foden og skal have medicin. Betal 30 kr. til banken.
Gå til Lakridspiben.	Du skal betale skat. Betal 140 kr. til ban- ken.	Gå tre felter tilbage.



4. Talbyspillet

23

Gå i fængsel.	Du har vundet en tennis-kamp. Du skal have 100 kr. af Talbyhallen.	Du har fået lappet et hul i bukserne. Betal 60 kr. til Målebåndet.
Du har ikke fejlet foran din grund. Betal 40 kr. til banken.	Gå fire felter frem.	Du har vundet et gavekort. Du skal have 60 kr. af Talbyhallen.
Du har fået pudset vinduer. Betal 80 kr. til banken.	Gå til Tallerknen.	Du har meldt dig ind i sportsklubben. Betal 160 kr. til Talbyhallen.
Du har købt en sportstaske. Betal 170 kr. til Talbyhallen.	Gå til nærmeste Prøvlykken.	Gå til Start.
Du har købt en drikkedunk. Betal 40 kr. til Talbyhallen.	Du har spist en middag. Betal 110 kr. til Tallerknen.	Du har vundet i Lotto. Du skal have 130 kr. af banken.

4. Talbyspillet

24

Slå en ekstra gang.	Du har vundet et gavekort. Du skal have 140 kr. af Lakridspiben.	Du har købt et par sko. Betal 180 kr. til Målebåndet.
Gå til P-pladsen.	Du har købt is. Betal 110 kr. til Lakridspiben.	Du har købt tøj. Betal 250 kr. til Målebåndet.
Du har fundet en flue i din suppe. Du skal have 60 kr. af Tallerknen.	Du har spist frokost. Betal 70 kr. til Tallerknen.	Du har købt slik. Betal 60 kr. til Lakridspiben.
Du har vundet et gavekort. Du skal have 190 kr. af Målebåndet.	Du har vundet et gavekort. Du skal have 200 kr. af Tallerknen.	Du har knækket en tand på en karamel. Du skal have 120 kr. af Lakridspiben.
Du har spist en festmiddag. Betal 180 kr. til Tallerknen.	Du har fået en bøde. Betal 60 kr. til banken.	Du har ødelagt en kondicykel. Betal 270 kr. til Talbyhallen.
Kokken har lavet mad til din fest. Betal 250 kr. til Tallerknen.	Du har fødselsdag. Du skal have 50 kr. af hver spiller.	Dette kort køber dig ud af fængslet. Du kan gemme det, indtil du skal bruge det.

4. Talbyspillet

25

GRUND 3 ≈ <i>Værdi 450 kr</i>	GRUND 5 ≈ <i>Værdi 550 kr</i>
GRUND 8 ≈ <i>Værdi 450 kr</i>	GRUND 10 ≈ <i>Værdi 400 kr</i>
GRUND 13 ≈ <i>Værdi 550 kr</i>	GRUND 15 ≈ <i>Værdi 450 kr</i>
GRUND 20 ≈ <i>Værdi 350 kr</i>	GRUND 22 ≈ <i>Værdi 650 kr</i>

Hvor mange?

Kontext 2A · Kopimappe · Bestillingsnr.: 9024203 · © forlag Malling Beck

Læg puslespillet 1

Kontext 2A · Kopimappe · Bestillingsnr.: 9024203 · © forlag Malling Beck

The puzzle pieces contain the following numbers:

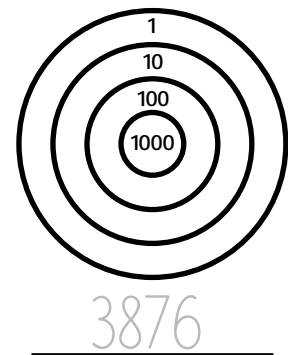
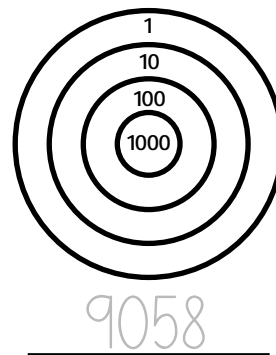
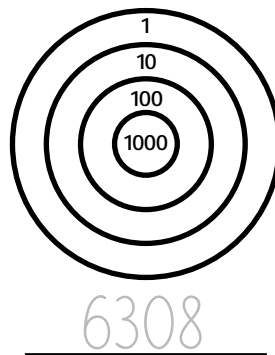
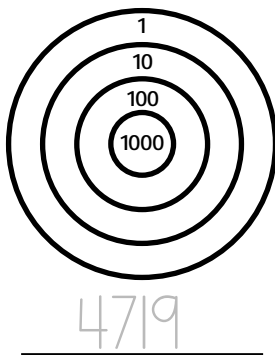
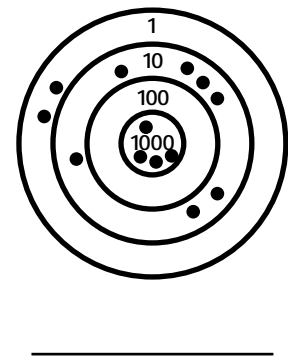
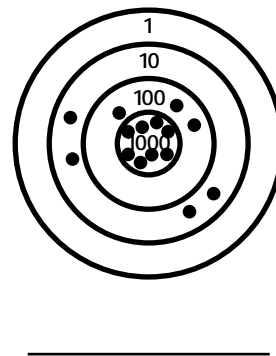
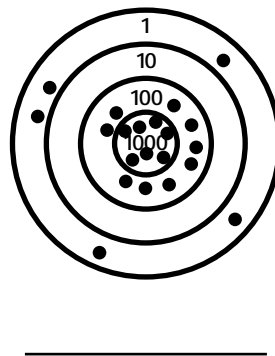
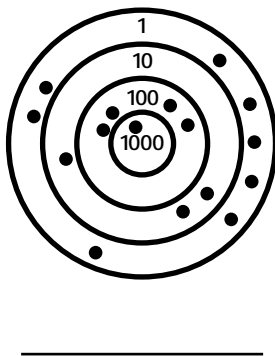
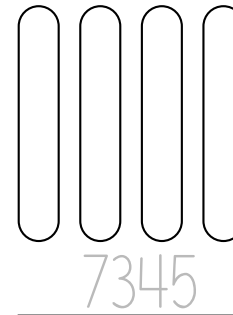
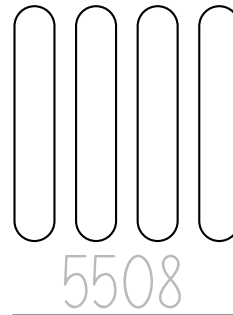
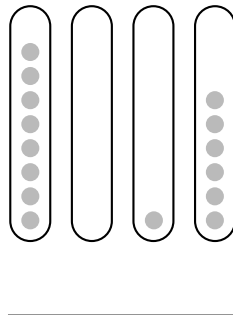
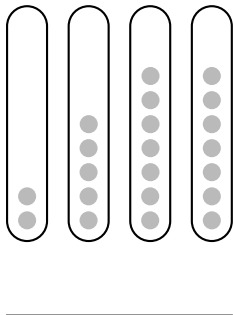
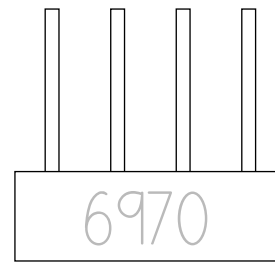
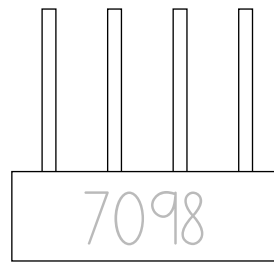
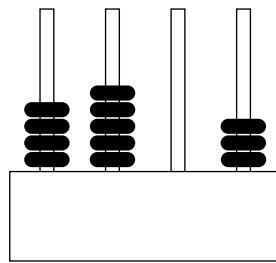
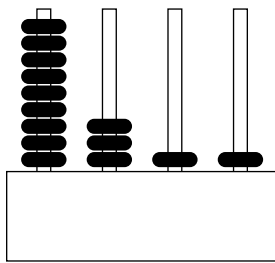
- 352, 353, 354, 355, 356, 357, 358, 359
- 342, 343, 344, 345, 346, 347, 348, 349
- 332, 333, 334, 335, 336, 337, 338, 339
- 322, 323, 324, 325, 326, 327, 328, 329
- 312, 313, 314, 315, 316, 317, 318, 319, 320, 321, 322
- 292, 293, 294, 295, 296, 297, 298, 299, 300, 301, 302, 303, 304, 305, 306
- 272, 273, 274, 275, 276, 277, 278, 279, 280, 281, 282, 283, 284, 285, 286, 287, 288, 289
- 260, 261, 262, 263, 264, 265, 266

Læg puslespillet 2

Kontext 2A · Kopimappe · Bestillingsnr.: 9024203 · © Forlag Malling Beck

Skriv og vis tallet

31



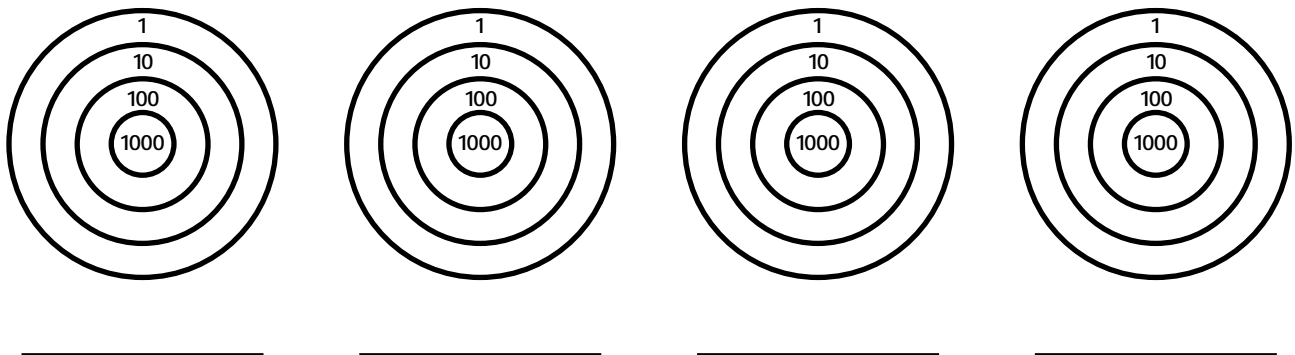
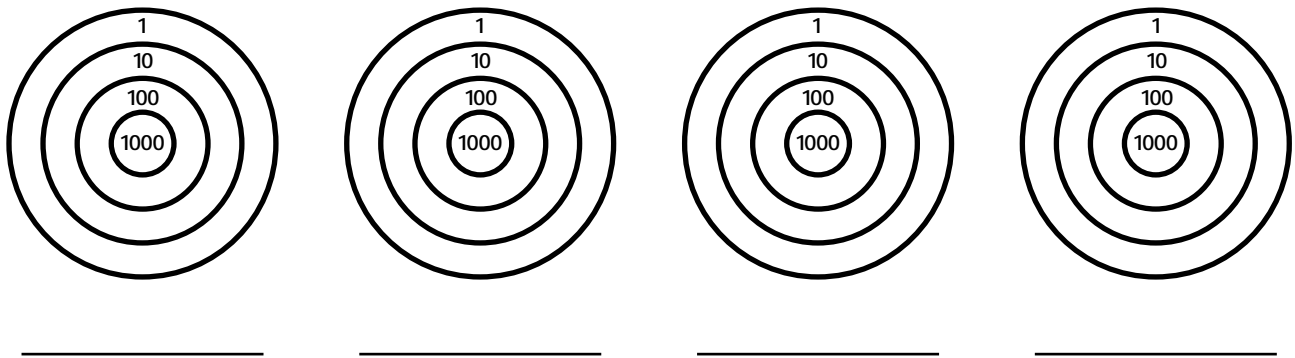
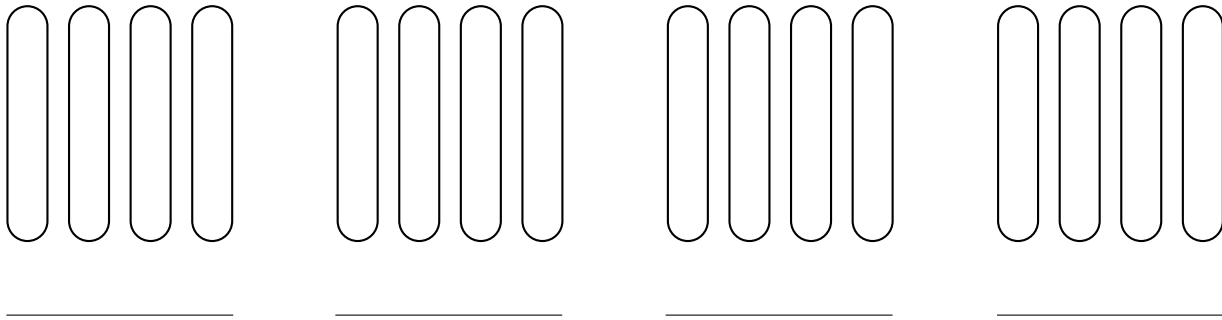
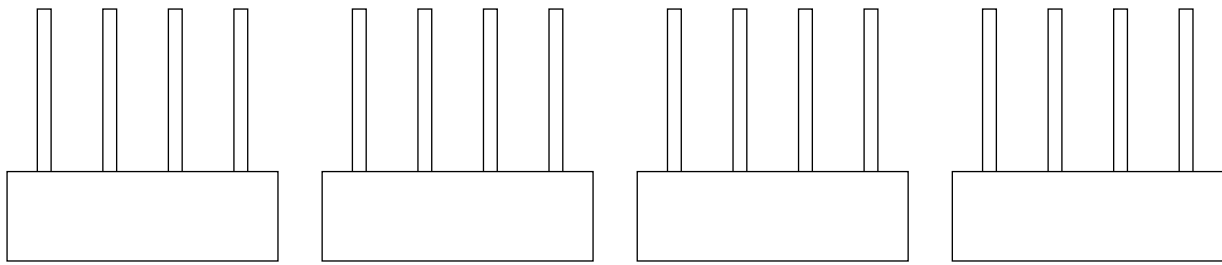
Kontext 2A · Kopimappe · Bestillingsnr.: 9024203 · © forlag Malling Beck

NAVN

KLASSE

Lav opgaver til en anden

32



Kontext 2A · Kopimappe · Bestillingsnr.: 9024203 · © forlag Malling Beck

NAVN

KLASSE

Hvor mange penge?

33

Kontext 2A · Kopimappe · Bestillingsnr.: 9024203 · © Forlag Malling Beck

_____ kr.

_____ kr.

_____ kr.

_____ kr.

_____ kr.

_____ kr.

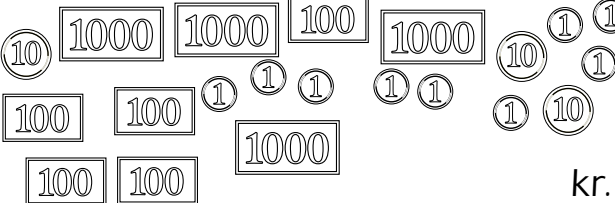






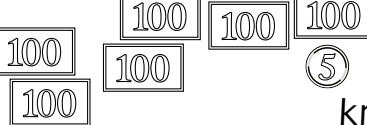
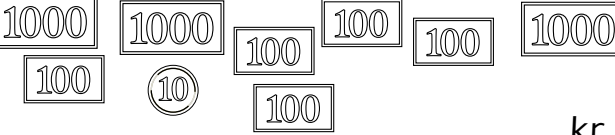


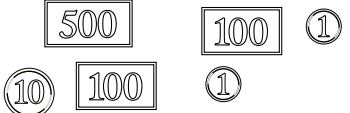
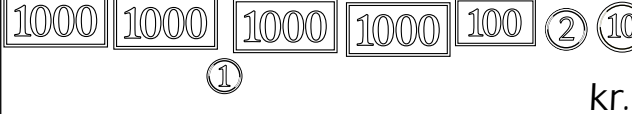
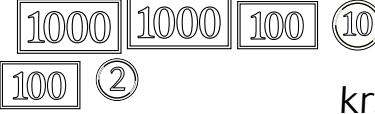

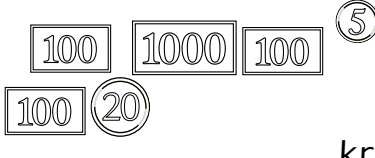
_____ kr.

_____ kr.

_____ kr.

_____ kr.

Hvor mange penge før og efter?

Du har	Du får	Du har nu
 <p>_____ kr.</p>	 <p>_____ kr.</p>	<p>_____ kr.</p>
 <p>_____ kr.</p>	 <p>_____ kr.</p>	<p>_____ kr.</p>
 <p>_____ kr.</p>	 <p>_____ kr.</p>	<p>_____ kr.</p>
 <p>_____ kr.</p>	 <p>_____ kr.</p>	<p>_____ kr.</p>
 <p>_____ kr.</p>	 <p>_____ kr.</p>	<p>_____ kr.</p>
 <p>_____ kr.</p>	 <p>_____ kr.</p>	<p>_____ kr.</p>
 <p>_____ kr.</p>	 <p>_____ kr.</p>	<p>_____ kr.</p>
 <p>_____ kr.</p>	 <p>_____ kr.</p>	<p>_____ kr.</p>

Hvad sker der med tallet?

35

	+	+ 0	+ 00	+ 000
7618				
5376				
2410				
6758				
3002				
7056				
2431				
6030				

	-	- 0	- 00	- 000
7921				
4632				
9192				
4876				
3691				
1592				
2174				
4567				

Plus eller minus?

36

$536 \oplus \underline{\quad\quad\quad} = 736$

$866 \square \underline{\quad\quad\quad} = 366$

$7871 \square \underline{\quad\quad\quad} = 5471$

$2423 \square \underline{\quad\quad\quad} = 1020$

$633 \square \underline{\quad\quad\quad} = 600$

$8900 \square \underline{\quad\quad\quad} = 9990$

$5423 \square \underline{\quad\quad\quad} = 8443$

$1414 \square \underline{\quad\quad\quad} = 2814$

$999 \square \underline{\quad\quad\quad} = 777$

$6440 \square \underline{\quad\quad\quad} = 8740$

$7100 \square \underline{\quad\quad\quad} = 2000$

$3920 \square \underline{\quad\quad\quad} = 1720$

$643 \square \underline{\quad\quad\quad} = 3645$

$3413 \square \underline{\quad\quad\quad} = 2213$

$212 \square \underline{\quad\quad\quad} = 12$

$4300 \square \underline{\quad\quad\quad} = 3300$

$855 \square \underline{\quad\quad\quad} = 2875$

$8413 \square \underline{\quad\quad\quad} = 6403$

$372 \square \underline{\quad\quad\quad} = 2370$

$692 \square \underline{\quad\quad\quad} = 600$

$3860 \square \underline{\quad\quad\quad} = 4865$

$2615 \square \underline{\quad\quad\quad} = 3715$

$761 \square \underline{\quad\quad\quad} = 560$

$5632 \square \underline{\quad\quad\quad} = 9832$

$9847 \square \underline{\quad\quad\quad} = 9040$


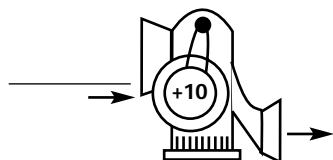




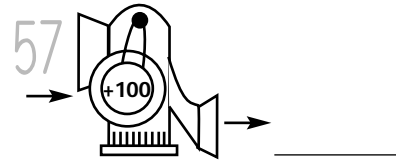
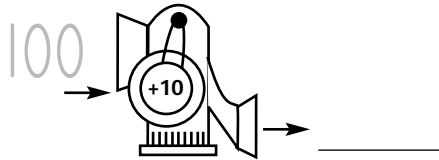
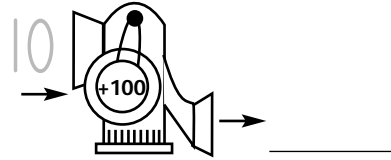
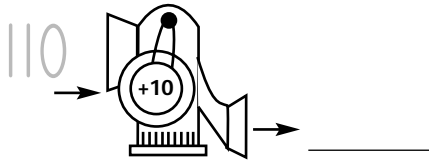
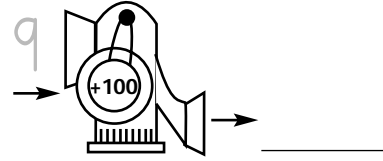
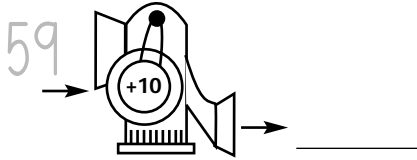
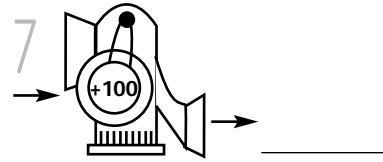

$818 \square \underline{\quad\quad\quad} = 800$

$1903 \square \underline{\quad\quad\quad} = 4905$

$4936 \square \underline{\quad\quad\quad} = 8948$


Talmaskinen

37



Kontext 2A · Kopimappe · Bestillingsnr.: 9024203 · © Forlag Malling Beck

Talslangerne









NAVN

KLASSE

Hvor mange penge skal du cirka betale?

38











 <p>_____ kr.</p>	 <p>_____ kr.</p>
 <p>_____ kr.</p>	 <p>_____ kr.</p>
 <p>_____ kr.</p>	 <p>_____ kr.</p>

<p>Køb for cirka 50 kr.</p>	<p>Køb for cirka 100 kr.</p>
-----------------------------	------------------------------

Kontext 2A · Kopimappe · Bestillingsnr.: 9024203 · © forlag Malling Beck

Hvor mange kroner?

39

 <p>_____ kr.</p>	 <p>_____ kr.</p>
 <p>_____ kr.</p>	 <p>_____ kr.</p>
 <p>_____ kr.</p>	 <p>_____ kr.</p>
 <p>_____ kr.</p>	 <p>_____ kr.</p>
 <p>_____ kr.</p>	 <p>_____ kr.</p>

Kontext 2A · Kopimappe · Bestillingsnr.: 9024203 · © Forlag Malling Beck

Tegn pengene

<p><u>3,75</u> kr.</p>	<p><u>2,50</u> kr.</p>
<p><u>6,25</u> kr.</p>	<p><u>10,50</u> kr.</p>

Hvad koster tingene?

40

Afrund og skriv regning

AFRUND

 _____ kr.

_____ kr. 

 _____ kr.

I alt cirka
_____ kr.

REGNING


_____ KR.


_____ KR.


_____ KR.

I ALT
_____ KR.

AFRUND

 _____ kr.

_____ kr. 

 _____ kr.

I alt cirka
_____ kr.

REGNING


_____ KR.


_____ KR.


_____ KR.

I ALT
_____ KR.

AFRUND

 _____ kr.

_____ kr. 

 _____ kr.

I alt cirka
_____ kr.

REGNING


_____ KR.


_____ KR.


_____ KR.

I ALT
_____ KR.

AFRUND

 _____ kr.

_____ kr. 

 _____ kr.

I alt cirka
_____ kr.

REGNING


_____ KR.


_____ KR.


_____ KR.

I ALT
_____ KR.

AFRUND

 _____ kr.

_____ kr. 

 _____ kr.

I alt cirka
_____ kr.

REGNING


_____ KR.


_____ KR.


_____ KR.

I ALT
_____ KR.

AFRUND

 _____ kr.

_____ kr. 

 _____ kr.

I alt cirka
_____ kr.

REGNING

_____ KR.

_____ KR.


_____ KR.


I ALT
_____ KR.

Kontext 2A · Kopimappe · Bestillingsnr.: 9024203 · © forlag Malling Beck


Skriv en regning


41

 Regning





_____ kr.
 _____ kr.
 _____ kr.
 _____ kr.
 _____ kr.
 _____ kr.
 I alt _____ kr.

 Regning




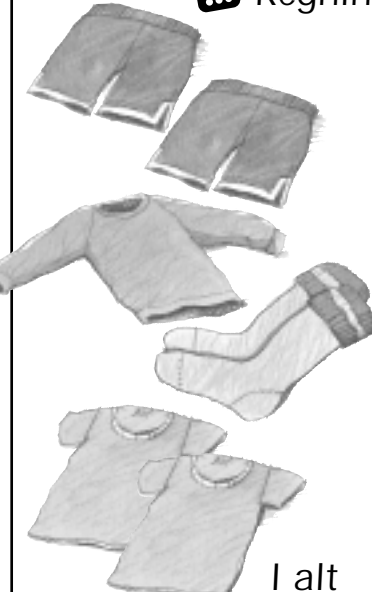
_____ kr.
 _____ kr.
 _____ kr.
 _____ kr.
 _____ kr.
 _____ kr.
 I alt _____ kr.

 Regning



_____ kr.
 _____ kr.
 _____ kr.
 _____ kr.
 _____ kr.
 _____ kr.
 I alt _____ kr.

 Regning



_____ kr.
 _____ kr.
 _____ kr.
 _____ kr.
 _____ kr.
 _____ kr.
 I alt _____ kr.

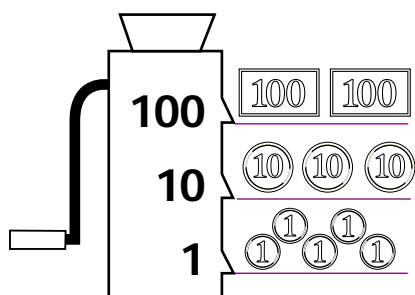
Køb for cirka 300 kr.

Køb for cirka 500 kr.

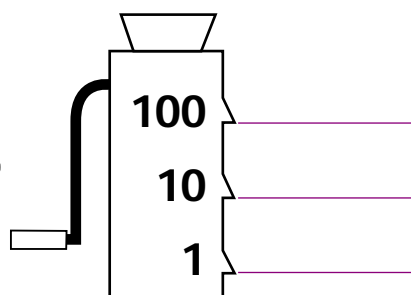
Kontext 2A · Kopimappe · Bestillingsnr.: 9024203 · © Forlag Malling Beck

Vekselmaskinen

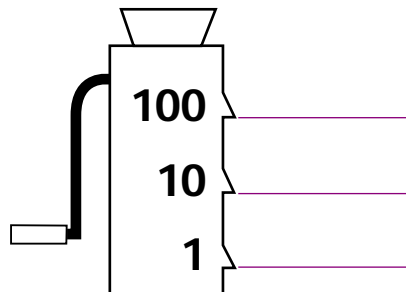
235 kr.



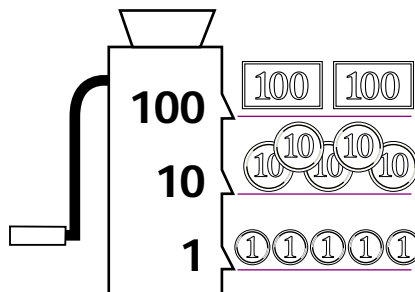
538 kr.



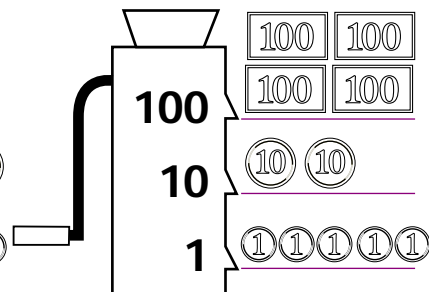
417 kr.



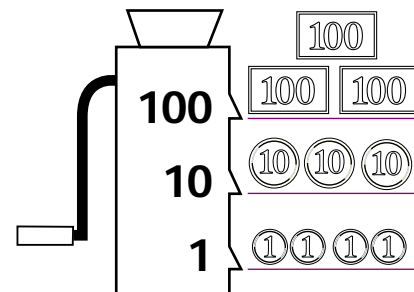
kr.



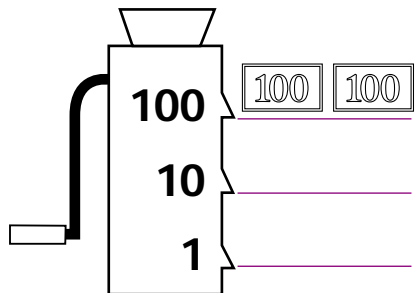
kr.



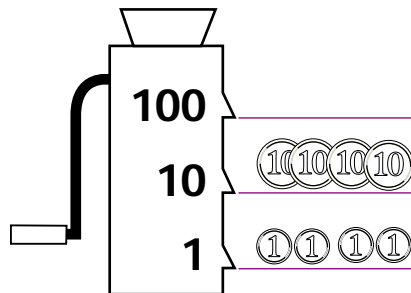
kr.



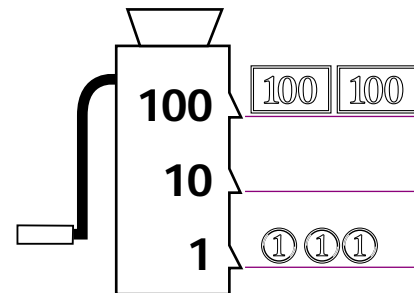
777 kr.



kr.



kr.



7 kr. + 80 kr. + 100 kr. = _____ kr.

4 kr. + 10 kr. + 100 kr. = _____ kr.


20 kr. + 20 kr. + 200 kr. = _____ kr.

7 kr. + 100 kr. + 1000 kr. = _____ kr.


10 kr. + 100 kr. + 1000 kr. = _____ kr.

90 kr. + 1000 kr. = _____ kr.


Hvad er klokken?




kl. _____




kl. _____



kl. _____




kl. _____




kl. _____

Halv 5




kl. _____


Kvart over 12




kl. 3.45




kl. 11.30




7:18




3:32



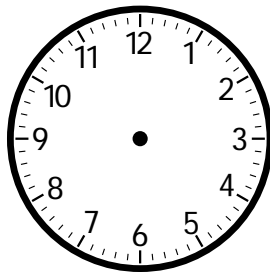
4:26




9:41




15:08



17:56



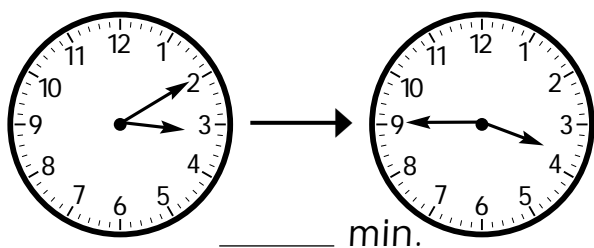
22:14



18:37

Hvor mange minutter er der gået?

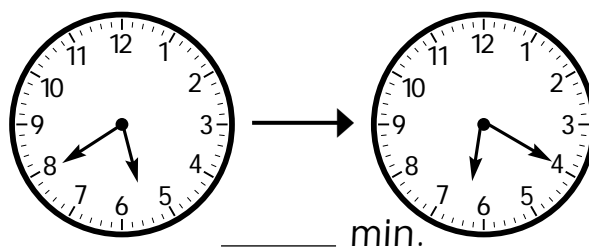
44



_____ min.

Kl. _____

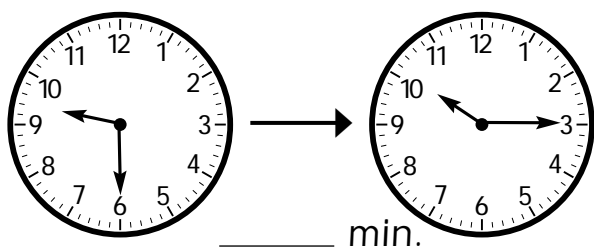
Kl. _____



_____ min.

Kl. _____

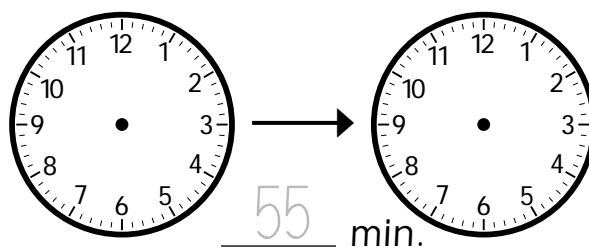
Kl. _____



_____ min.

Kl. _____

Kl. _____



55 min.

Kl. _____

Kl. _____

10 min. før	nu	15 min. efter
	7.20	
	9.35	
	16.15	
	8.10	
	20.05	
	4.45	
	2.50	
	11.00	

20 min. før	nu	30 min. efter
	1.30	
	6.15	
	3.50	
	14.25	
13.00		
5.50		
		21.30
		18.05

Lav din egen køreplan for Talbybussen 45

KØREPLAN FOR TALBYBUSSEN

Skole		
Torv	_____	min.
Købmand	_____	min.
Gågade	_____	min.
Station	_____	min.
Posthus	_____	min.
Bager	_____	min.
Læge	_____	min.
Fabrik	_____	min.
Svømmehal	_____	min.
Park	_____	min.
Tandlæge	_____	min.
Legeplads	_____	min.
Pizzeria	_____	min.
Skole	_____	min.

KØREPLAN FOR TALBYBUSSEN

Skole		
Pizzeria	_____	min.
Legeplads	_____	min.
Tandlæge	_____	min.
Park	_____	min.
Svømmehal	_____	min.
Fabrik	_____	min.
Læge	_____	min.
Bager	_____	min.
Posthus	_____	min.
Station	_____	min.
Gågade	_____	min.
Købmand	_____	min.
Torv	_____	min.
Skole	_____	min.

Kontext 2A · Kopimappe · Bestillingsnr.: 9024203 · © Forlag Malling Beck

KØREPLAN FOR

.....

_____	_____	min.
_____	_____	min.
_____	_____	min.
_____	_____	min.
_____	_____	min.
_____	_____	min.
_____	_____	min.
_____	_____	min.

KØREPLAN FOR

.....

_____	_____	min.
_____	_____	min.
_____	_____	min.
_____	_____	min.
_____	_____	min.
_____	_____	min.
_____	_____	min.
_____	_____	min.

Sæt i rækkefølge

47

2095	839	8820	1798
------	-----	------	------

1212	1143	1224	1089
------	------	------	------


3407	533	981	265
------	-----	-----	-----

9531	5410	8026	2999
------	------	------	------

7422	6004	5899	1367
------	------	------	------

9278	8016	4090	9999
------	------	------	------

Kapitel 2




FIGUR OG TEGNING

Hvad hedder figurerne?

Hvor er skatten?



1. SNOREMØNSTER



Du skal bruge:

Karton



Garn



Saks



Arbejdsark:


48 49 50 51

Klip en papskive

Lav snoremønstre på papskiven


Tegn snoremønstrene

Lav en plakat med dine mønstre



1. Snoremønstre

48



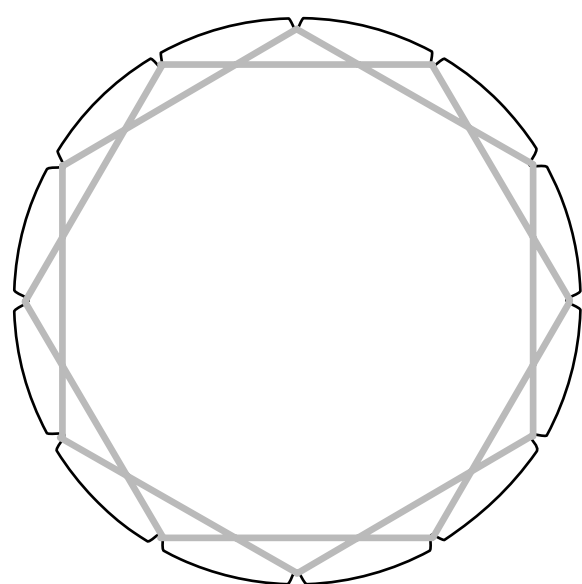
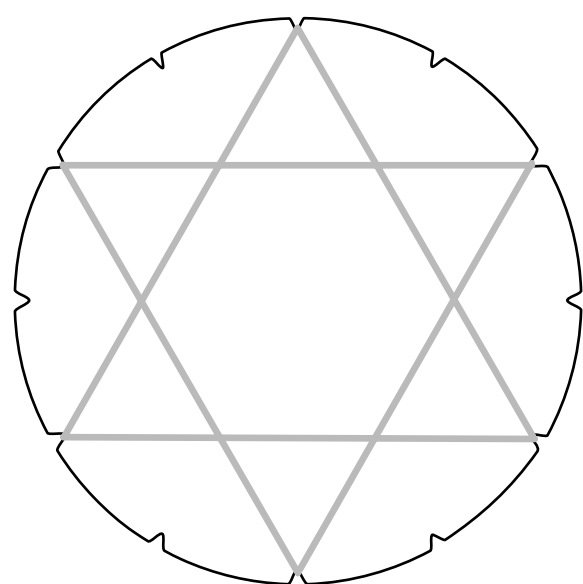
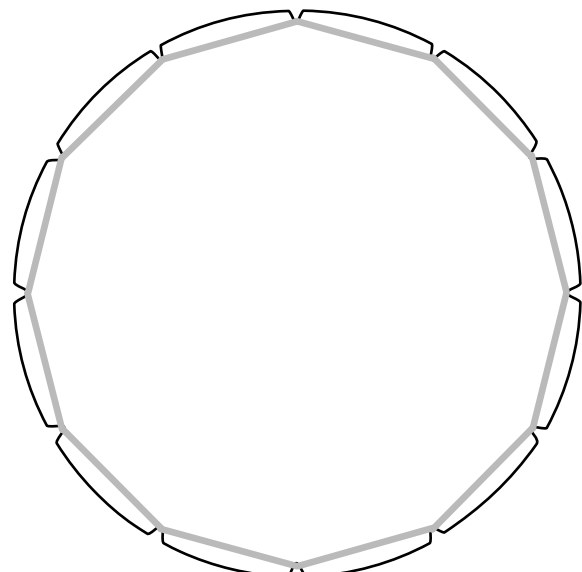
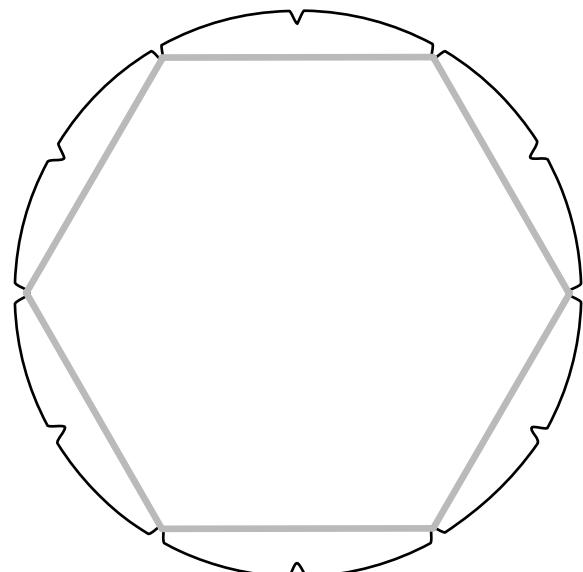
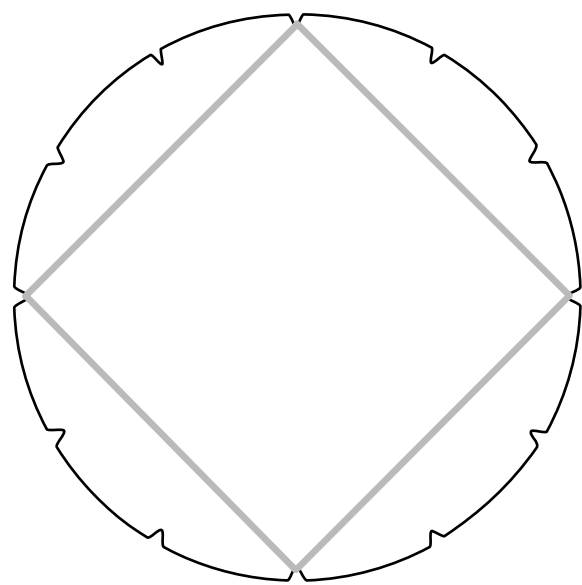
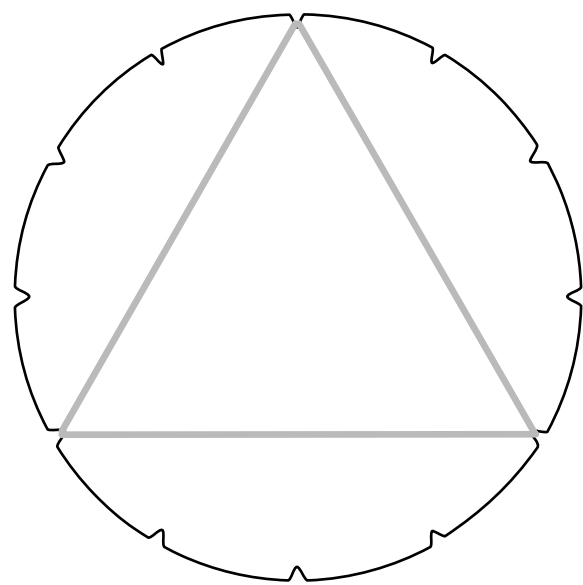
Kontext 2A · Kopimappe · Bestillingsnr.: 9024203 · © forlag Malling Beck

NAVN

KLASSE



1. Snoremønstre



Kontext 2A · Kopimappe · Bestillingsnr.: 9024203 · © forlag Malling Beck

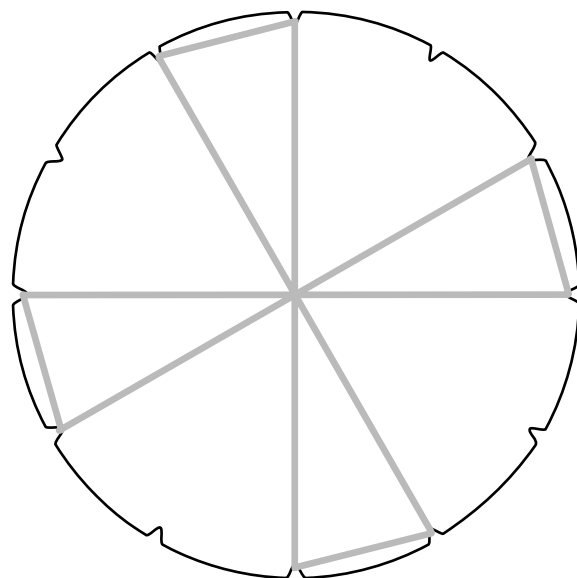
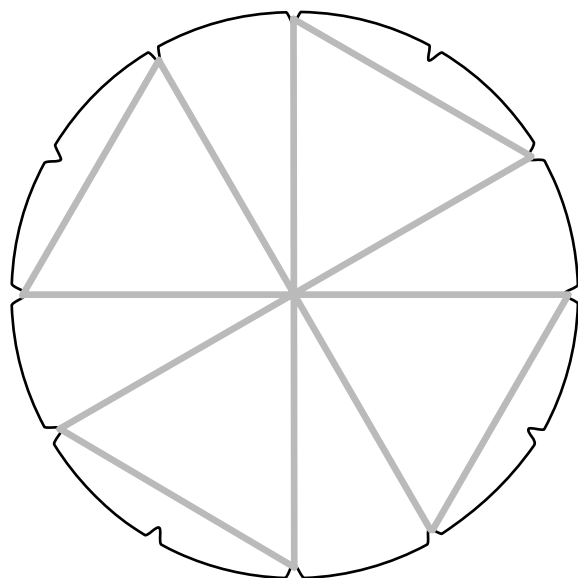
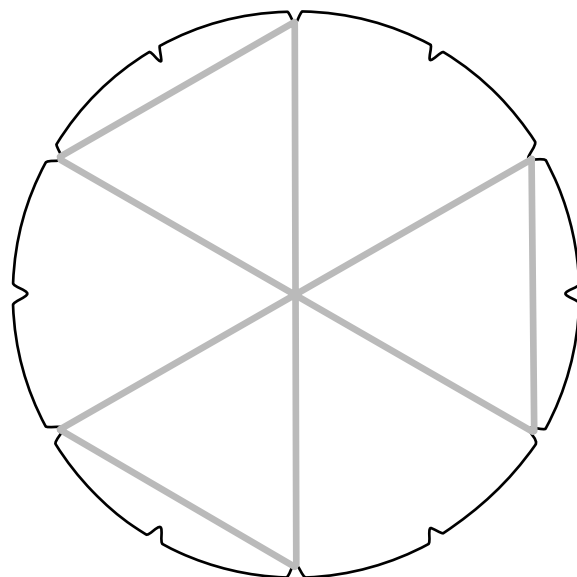
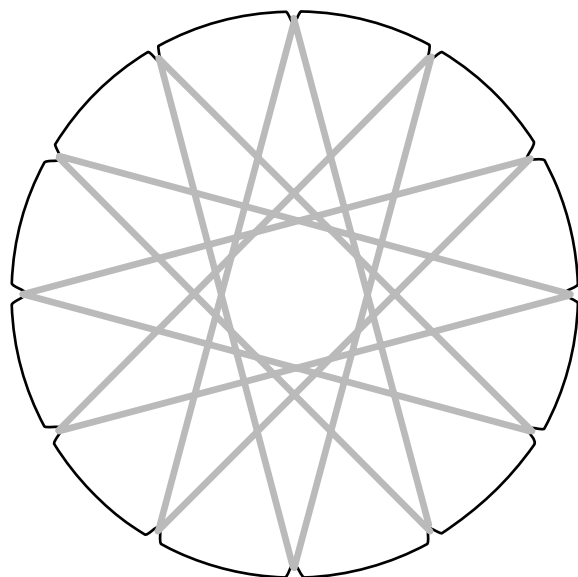
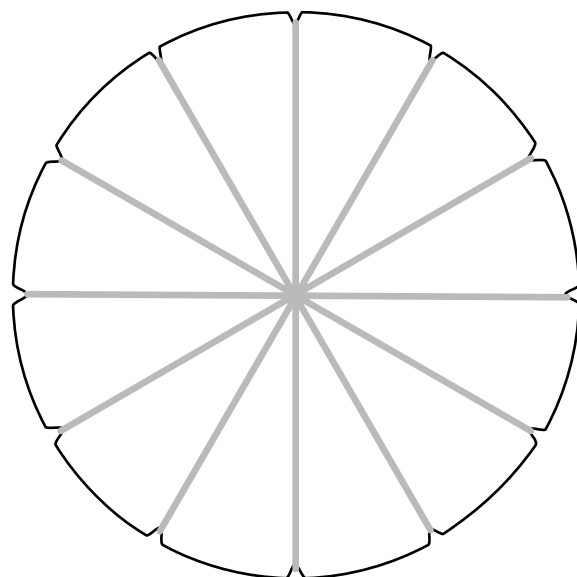
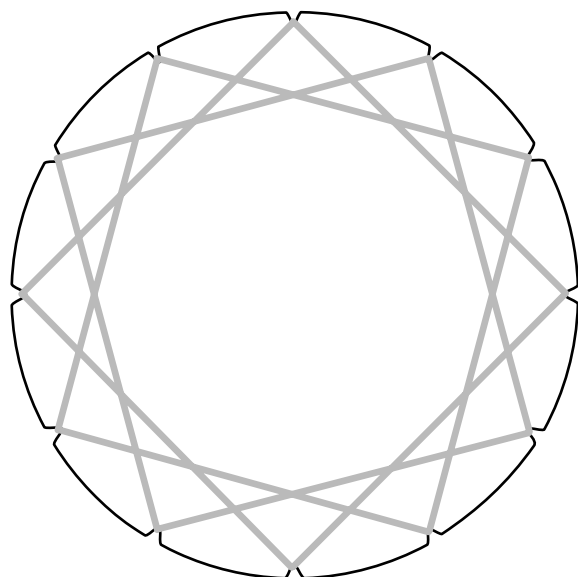
NAVN

KLASSE



1. Snoremønstre

50



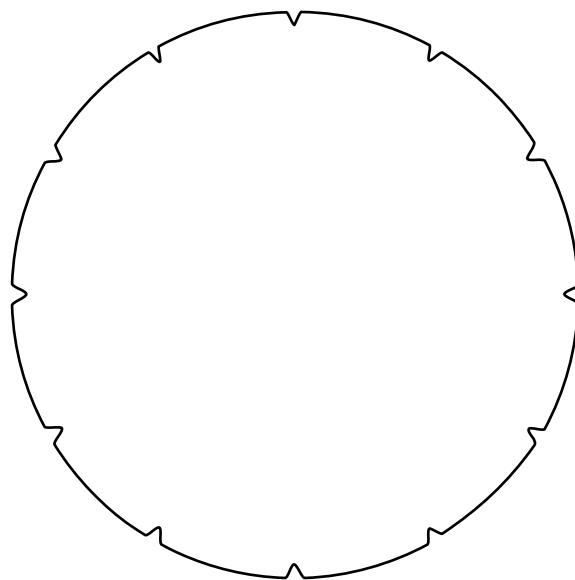
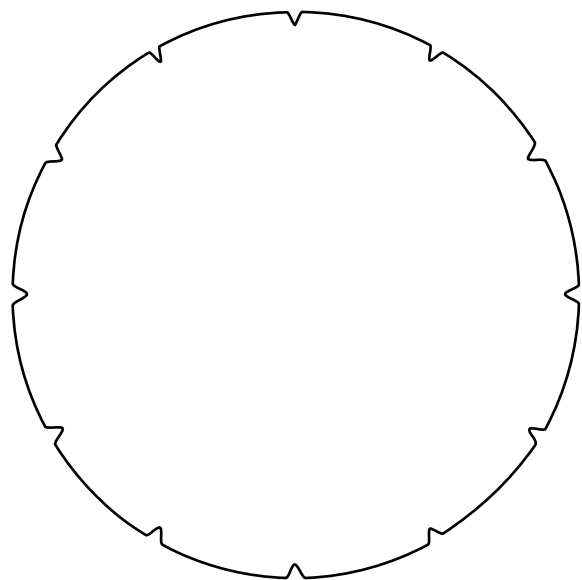
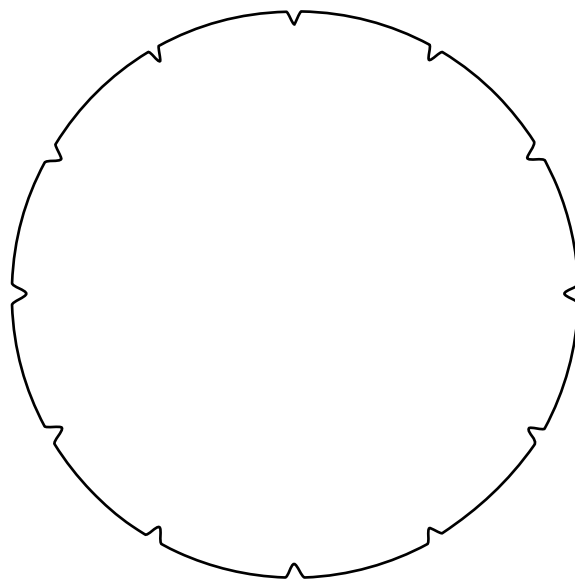
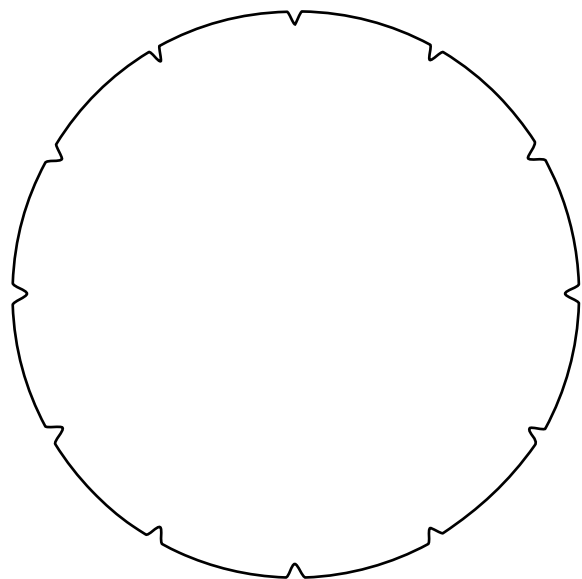
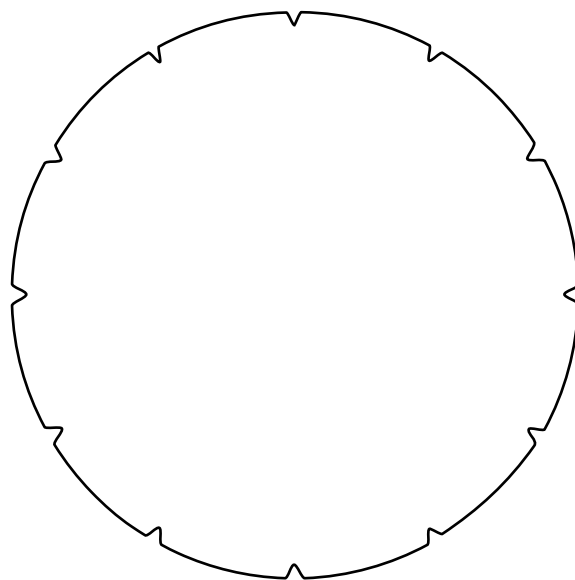
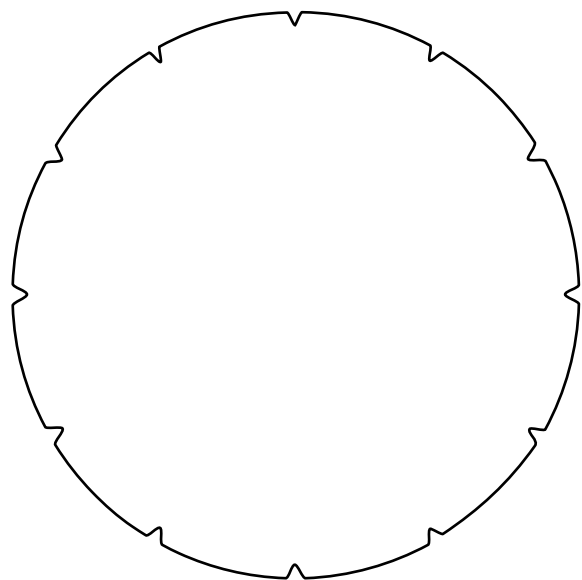
Kontext 2A · Kopimappe · Bestillingsnr.: 9024203 · © forlag Malling Beck

NAVN

KLASSE

1. Snoremønstre

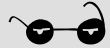
51




Kontext 2A · Kopimappe · Bestillingsnr.: 9024203 · © forlag Malling Beck

NAVN

KLASSE



2. BRIKKER



Byg figurene

Tegn hvordan du har placeret brikkerne

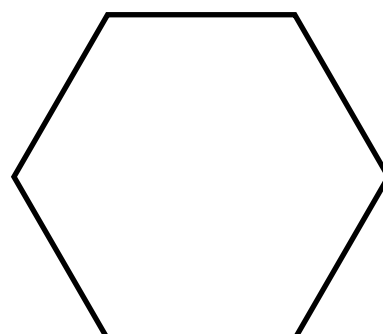
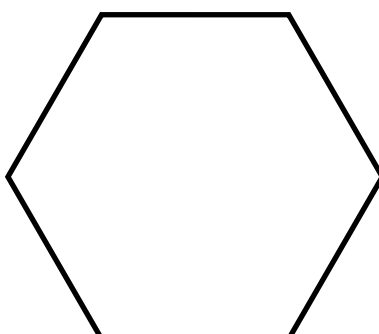
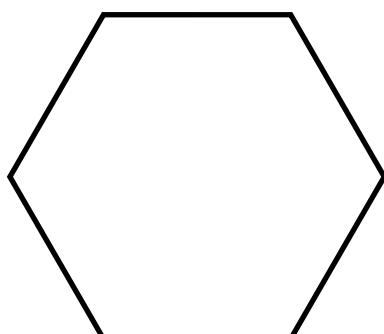
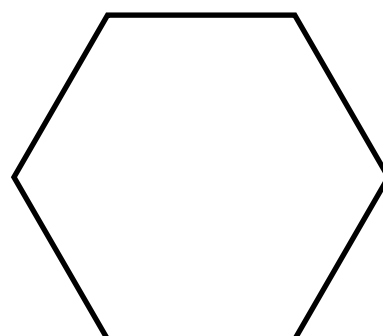
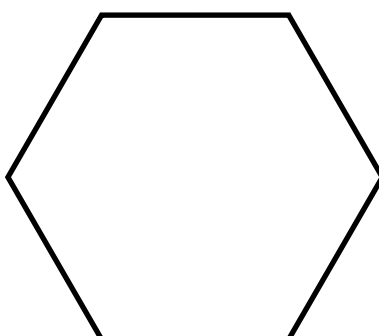
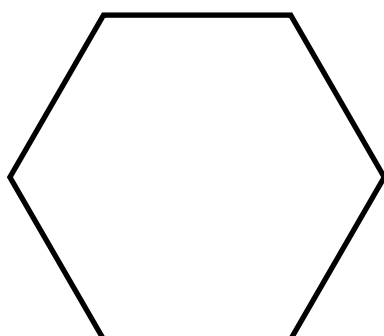
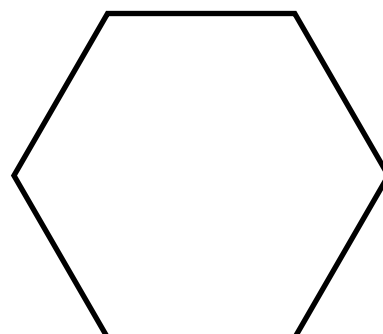
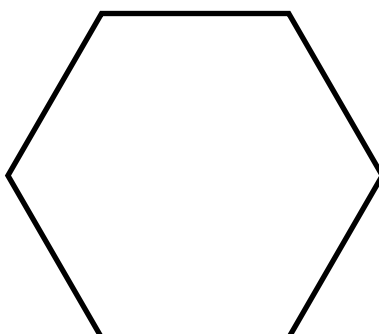
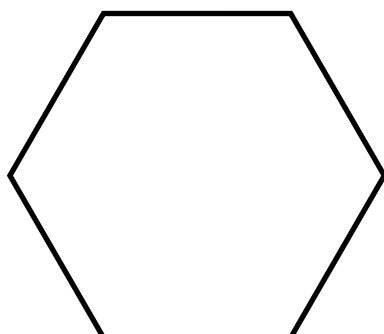
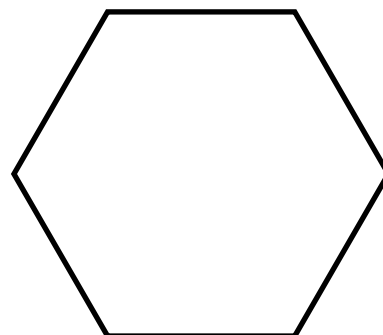
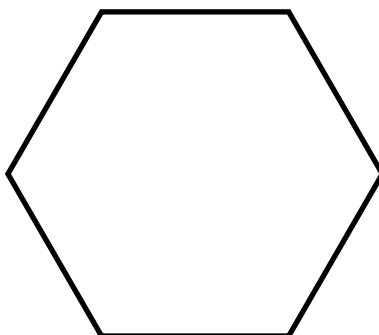
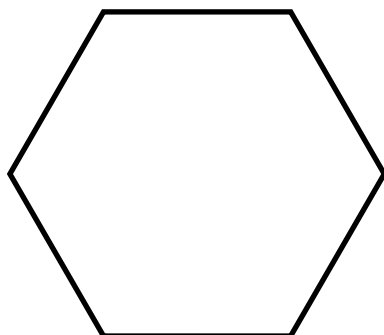
i figurene

Find selv på en figur

Tegn omridset. Lad en anden bygge den



2. Brikker


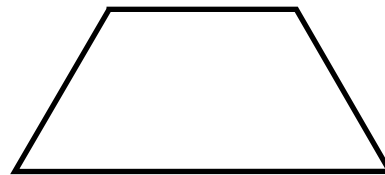


Kontext 2A · Kopimappe · Bestillingsnr.: 9024203 · © forlag Malling Beck



2. Brikker

53



























Kontext 2A · Kopimappe · Bestillingsnr.: 9024203 · © forlag Malling Beck

NAVN

KLASSE



2. Brikker



Kontext 2A · Kopimappe · Bestillingsnr.: 9024203 · © forlag Malling Beck

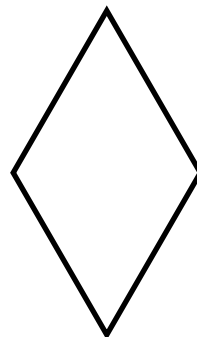
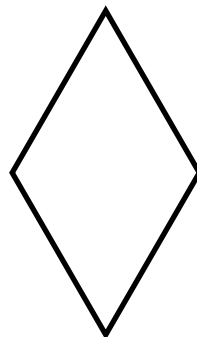
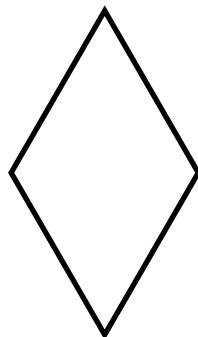
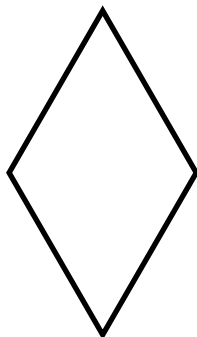
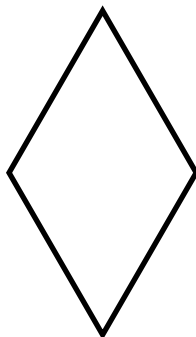
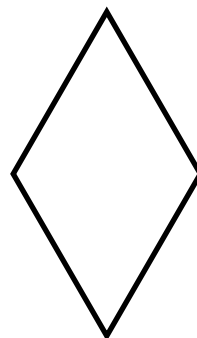
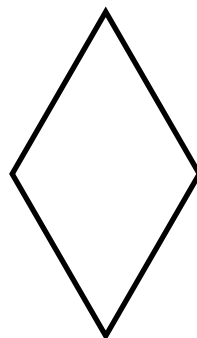
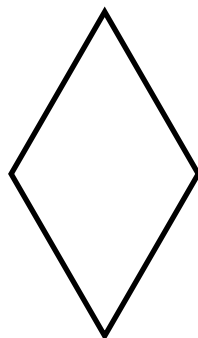
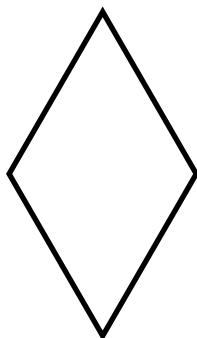
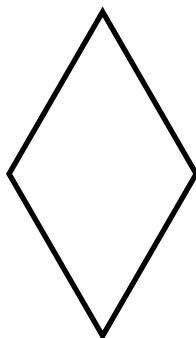
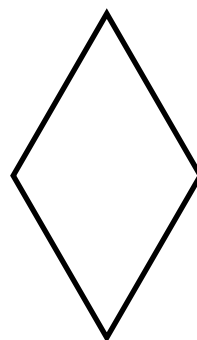
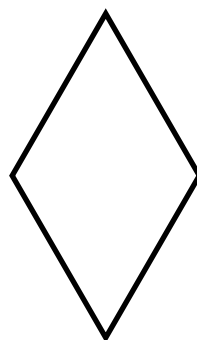
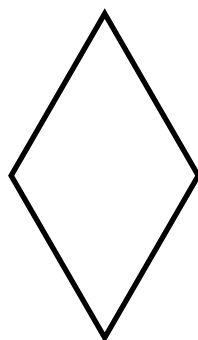
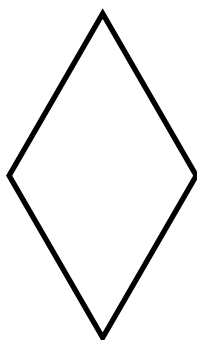
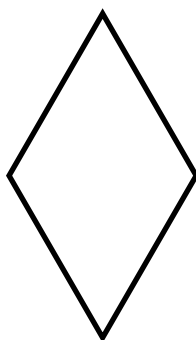
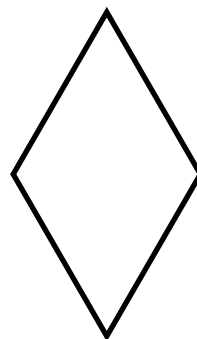
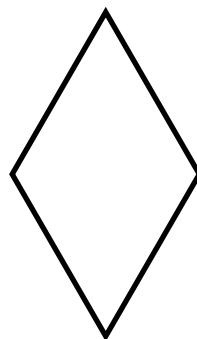
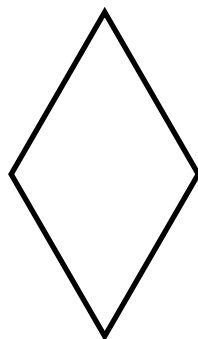
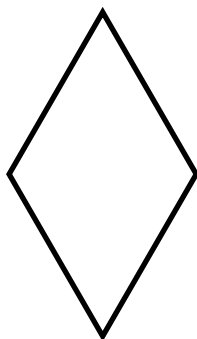
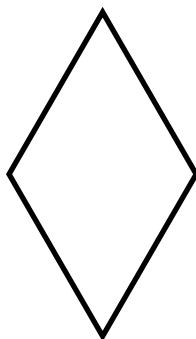
NAVN

KLASSE



2. Brikker

55

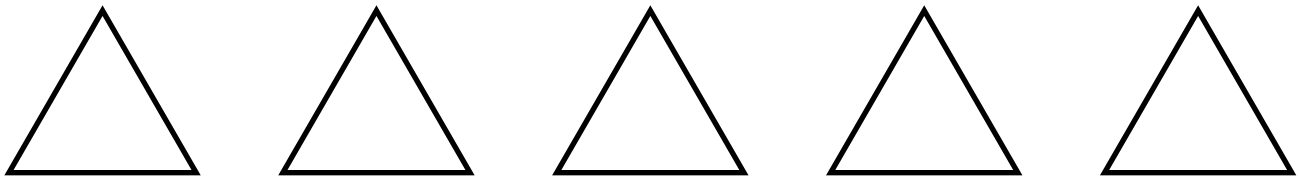
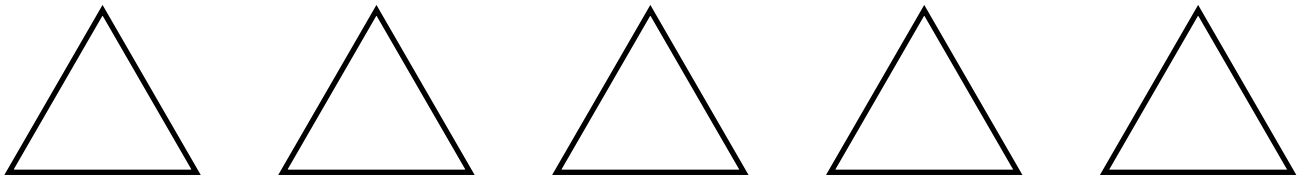
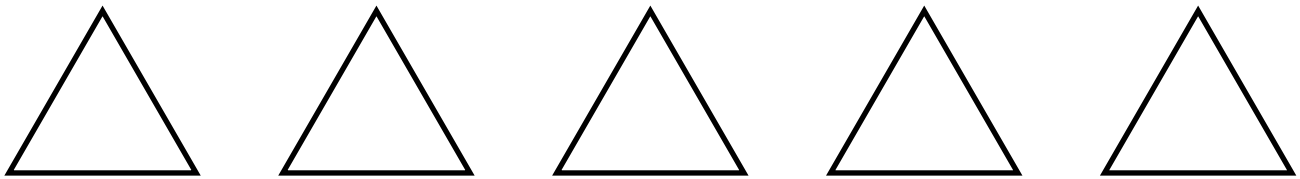
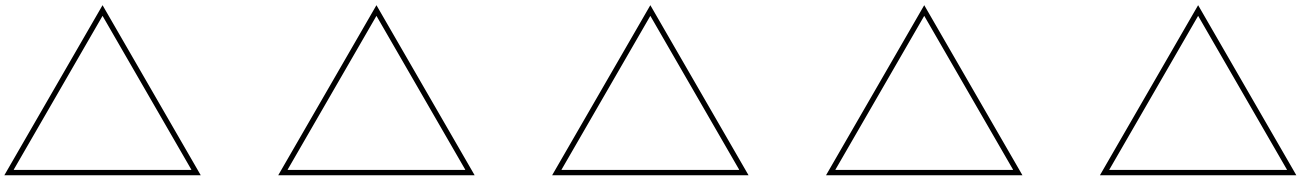
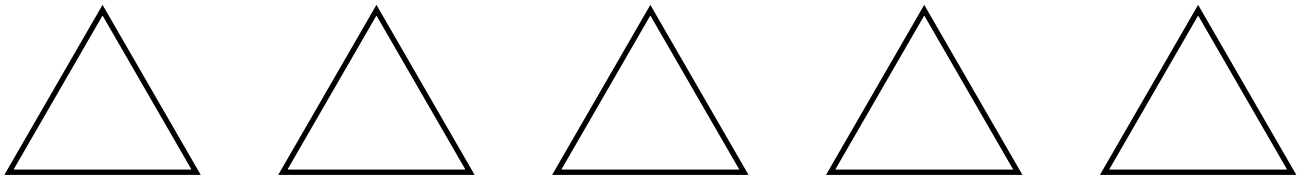
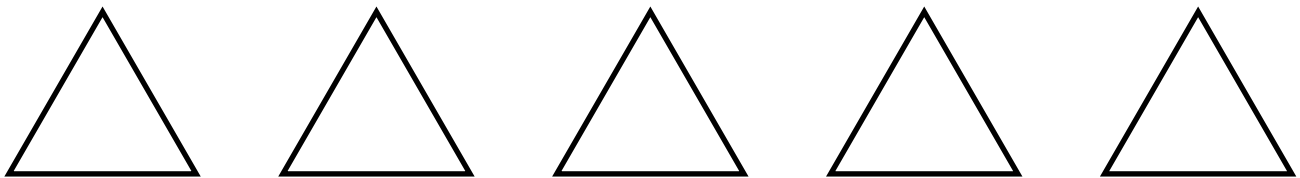
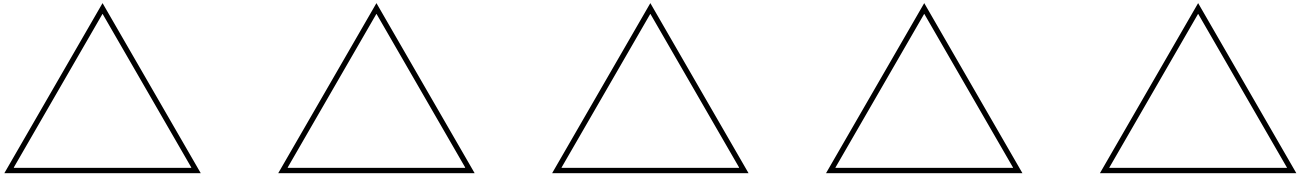


Kontext 2A · Kopimappe · Bestillingsnr.: 9024203 · © forlag Malling Beck



2. Brikker

56




Kontext 2A · Kopimappe · Bestillingsnr.: 9024203 · © forlag Malling Beck

NAVN

KLASSE



2. Brikker




Kontext 2A · Kopimappe · Bestillingsnr.: 9024203 · © Forlag Malling Beck



2. Brikker

58



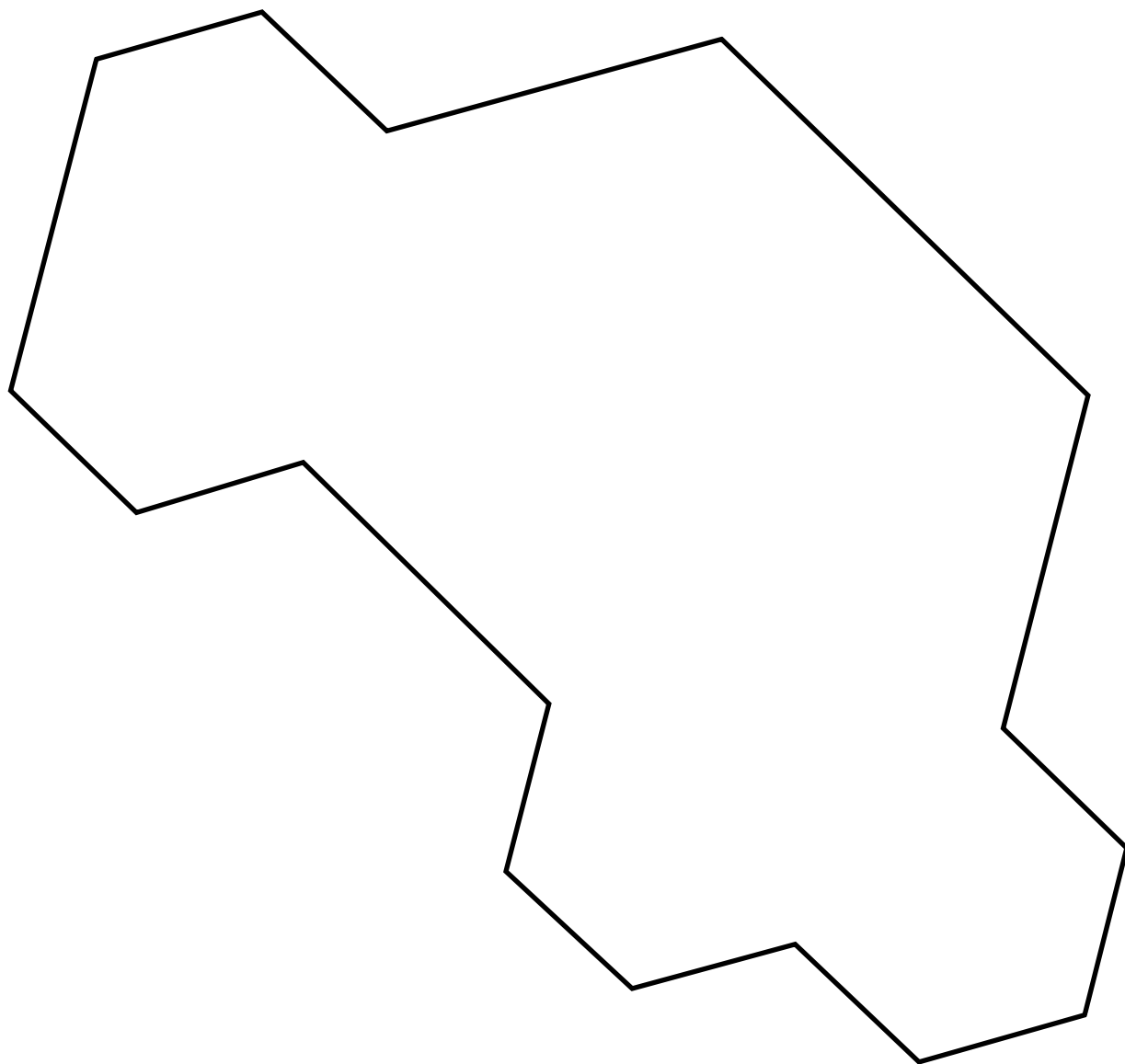
Kontext 2A · Kopimappe · Bestillingsnr.: 9024203 · © forlag Malling Beck



2. Brikker


59

Kontext 2A · Kopimappe · Bestillingsnr.: 9024203 · © forlag Malling Beck



2. Brikker

60



Kontext 2A · Kopimappe · Bestillingsnr.: 9024203 · © forlag Malling Beck

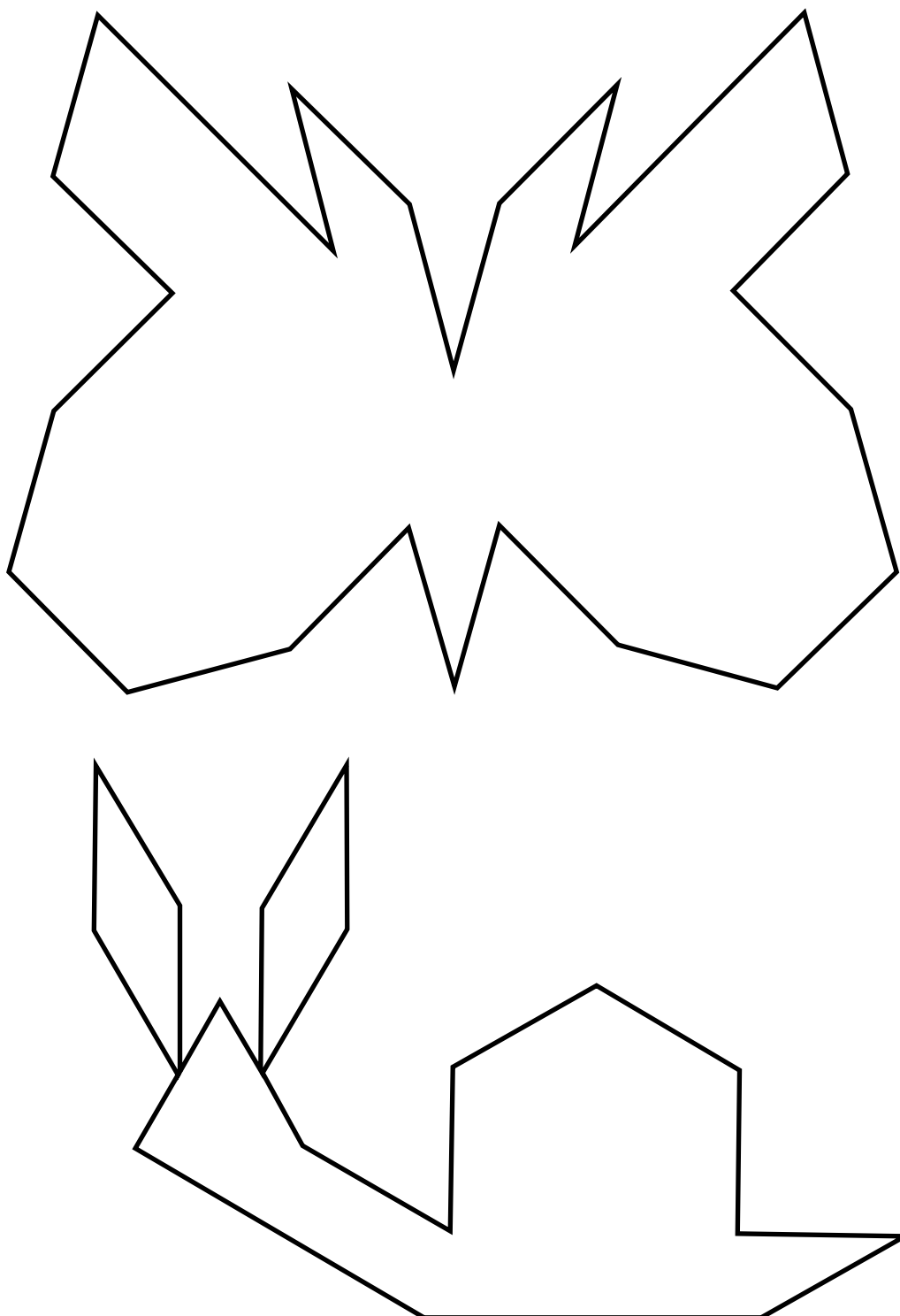
NAVN

KLASSE



2. Brikker

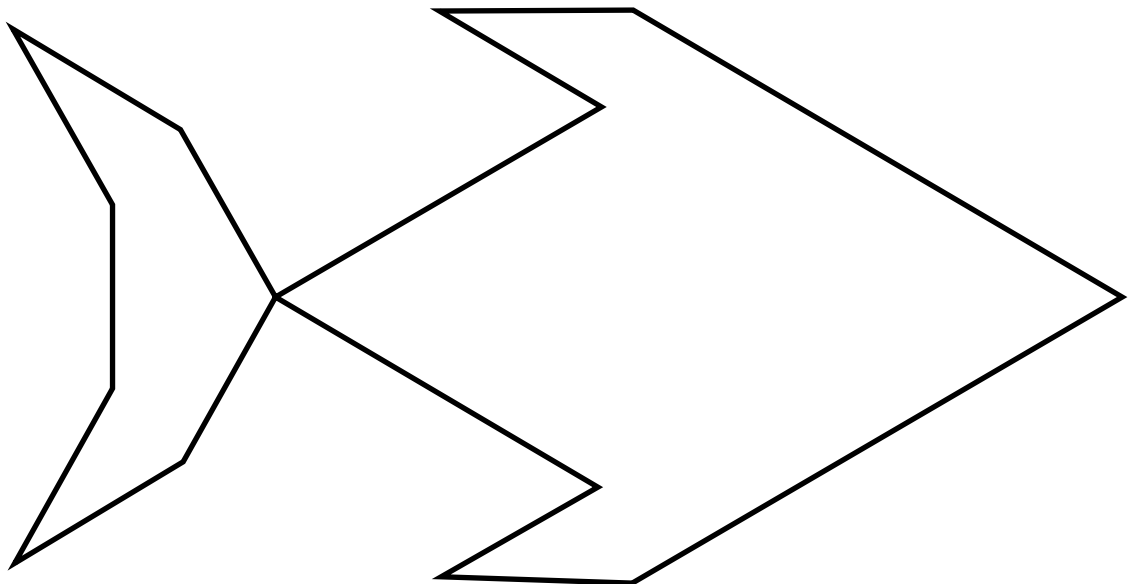
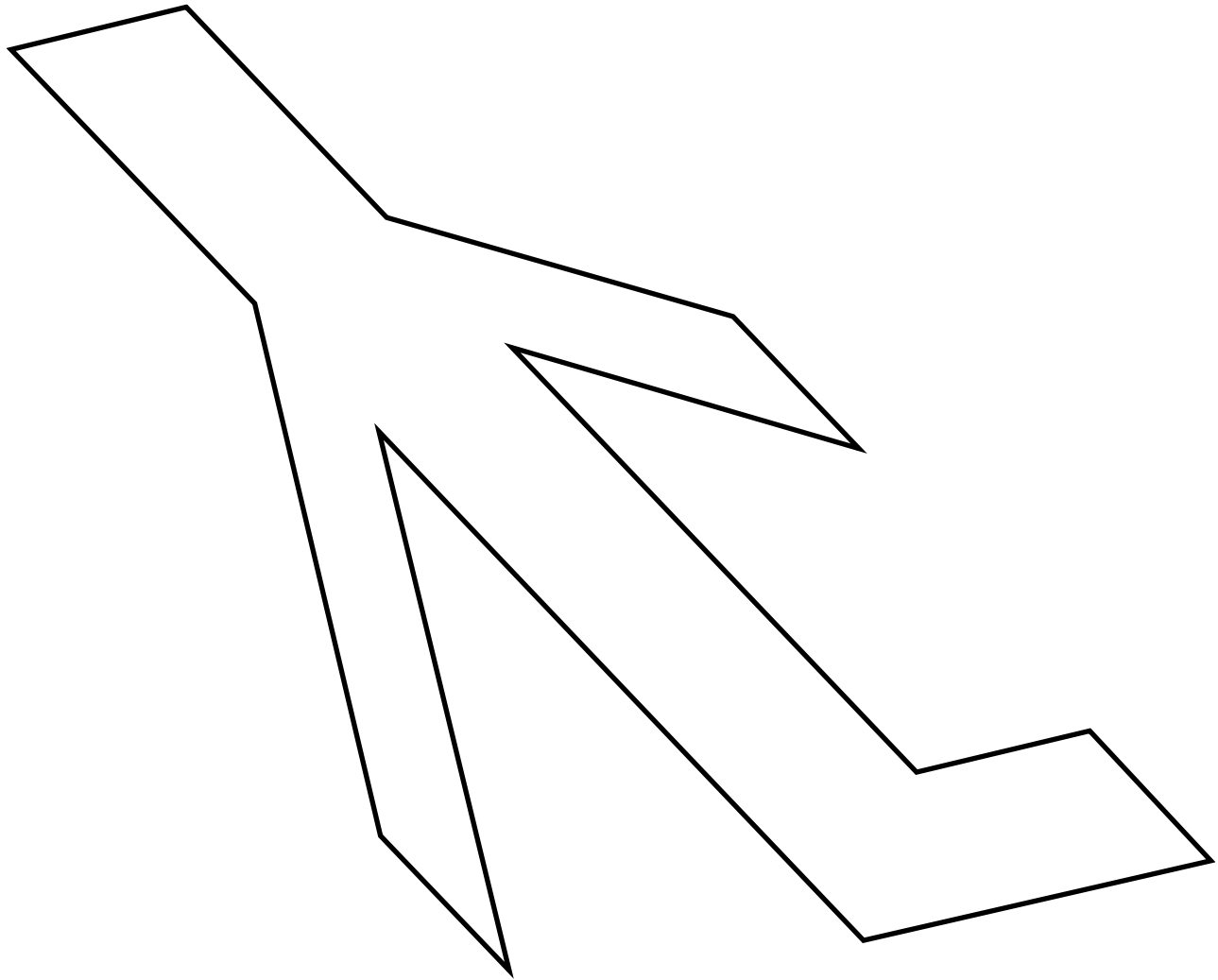
Kontext 2A · Kopimappe · Bestillingsnr.: 9024203 · © Forlag Malling Beck





2. Brikker

62



Kontext 2A · Kopimappe · Bestillingsnr.: 9024203 · © forlag Malling Beck

NAVN

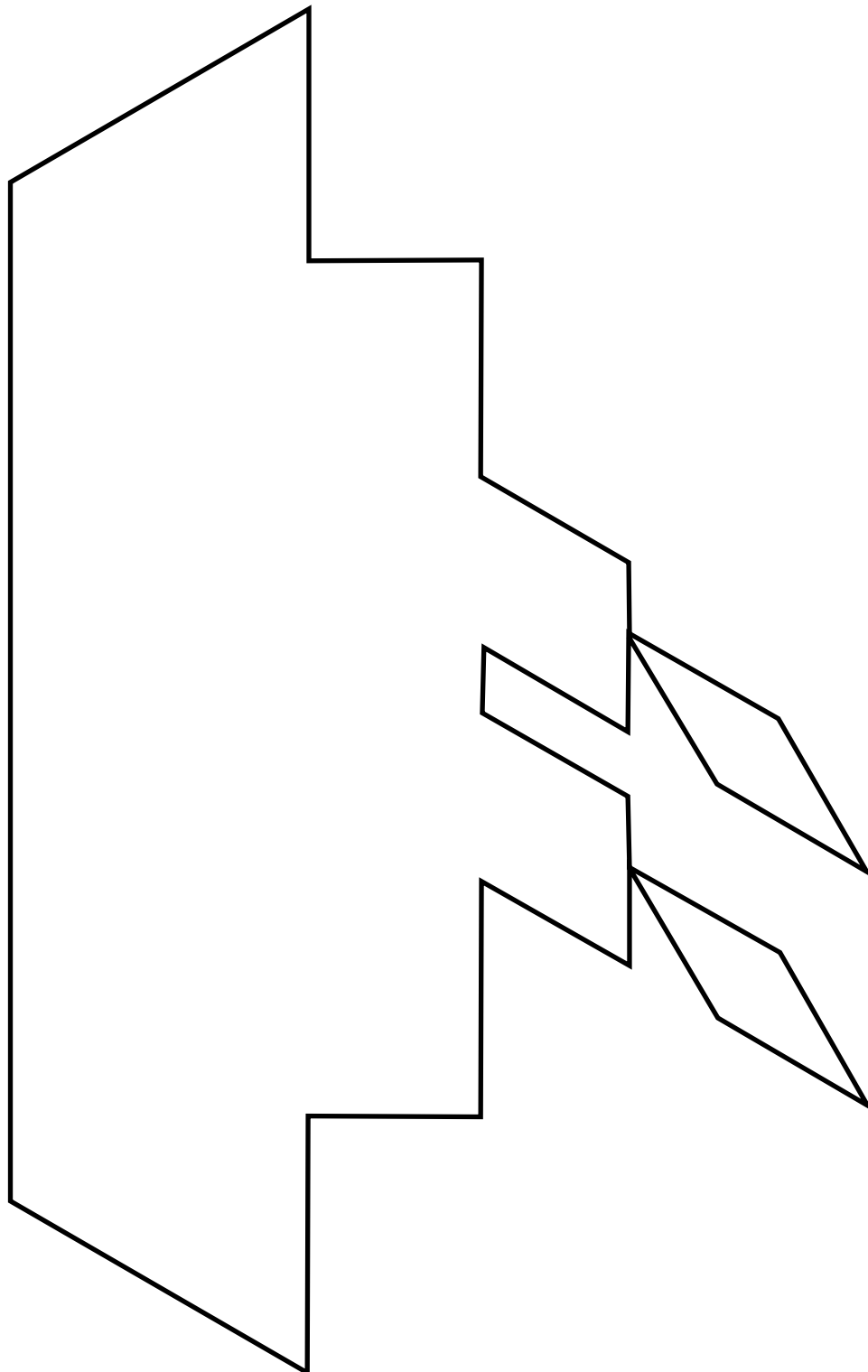
KLASSE



2. Brikker


63

Kontext 2A · Kopimappe · Bestillingsnr.: 9024203 · © Forlag Malling Beck





3. KUBER



Du skal bruge:

Kuber

Isometrisk papir

Arbejdsark:

64 65

Byg figurerne

Tegn figurerne

Byg dine egne figurer af kuber

Tegn dem på isometrisk papir

3. Kuber

Byg kuberne

Kontext 2A · Kopimappe · Bestillingsnr.: 9024203 · © forlag Malling Beck



3. Kuber

Tegn kuberne

A

B

C

D

E

F

G


H

I

Kontext 2A · Kopimappe · Bestillingsnr.: 9024203 · © forlag Malling Beck



4. SKATTEKORT



Kontext 2A · Kopimappe · Bestillingsnr.: 9024203 · © forlag Malling Beck

Tegn 3 skatte på dit skattekort

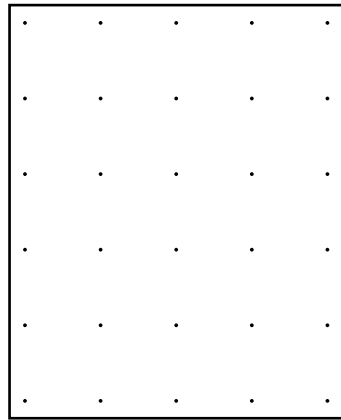


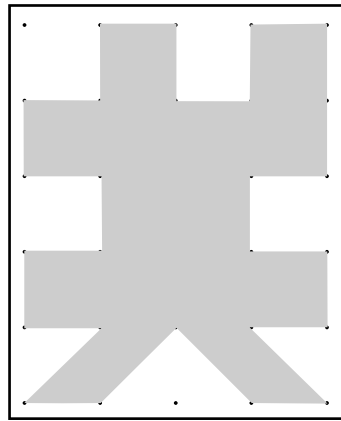

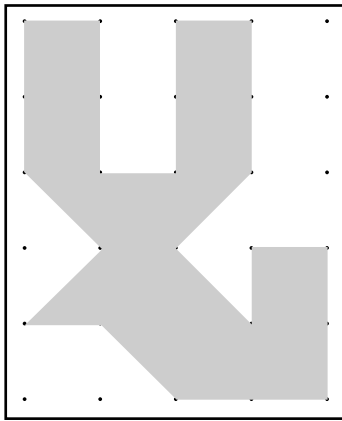
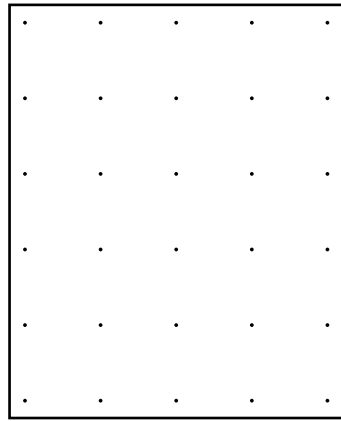



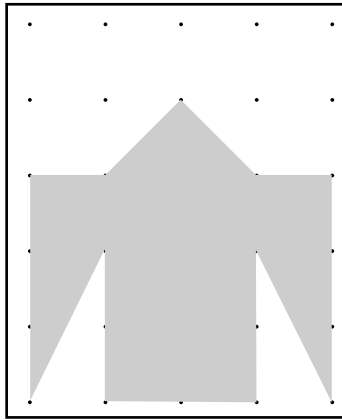
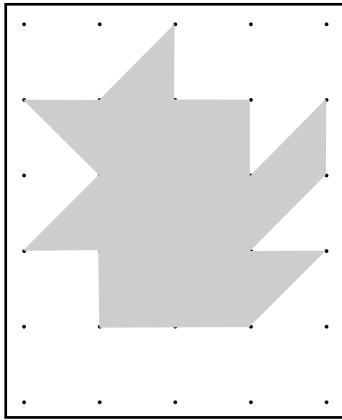


Spil med en anden

Gæt og spørg på skift



Den, der først har fundet skattene, har vundet

Tegn figurer på prikpapier




Kontext 2A · Kopimappe · Bestillingsnr.: 9024203 · © forlag Malling Beck


Tegn figurer



	3	1	2

4		5	3

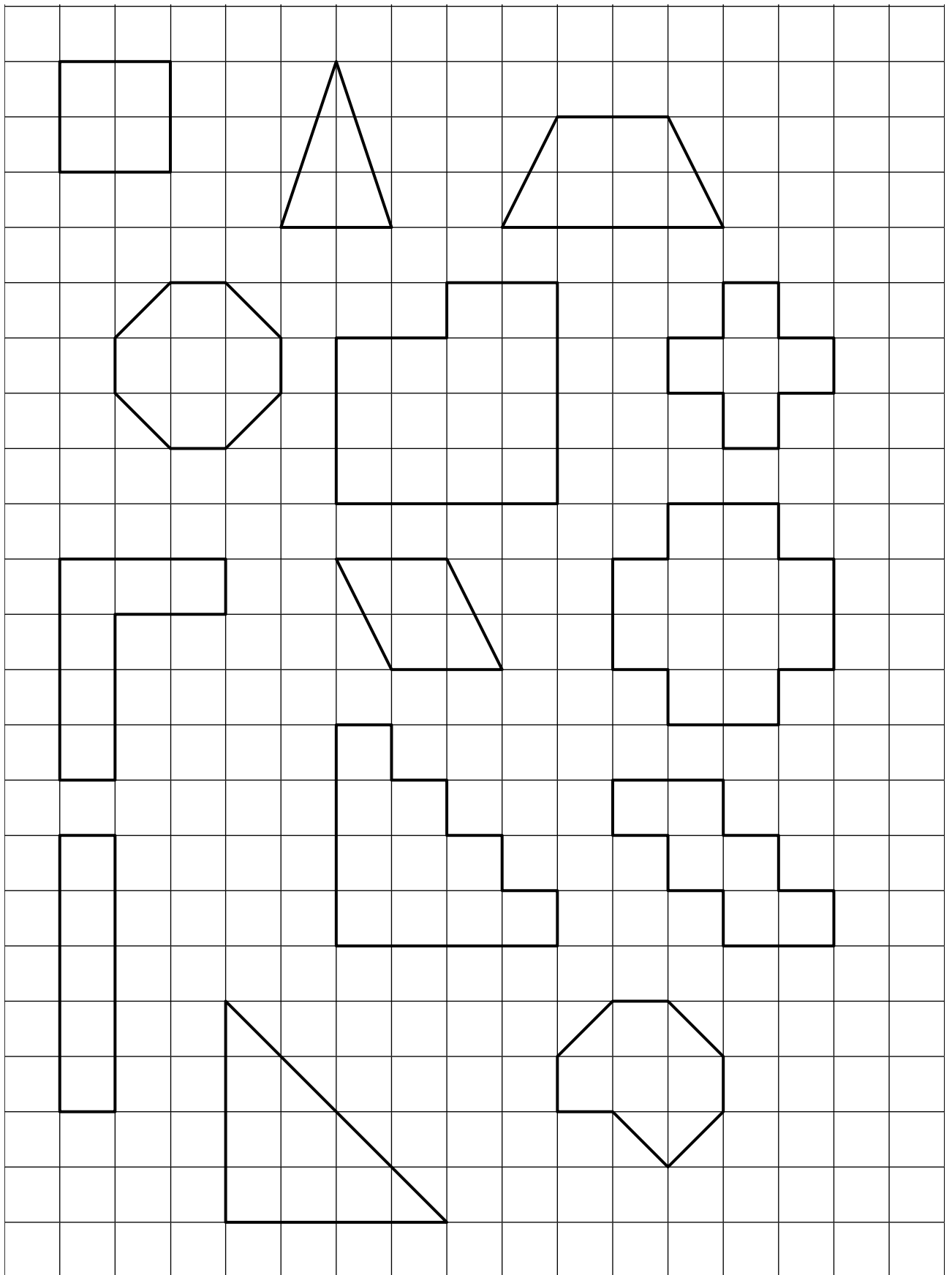




Kontext 2A · Kopimappe · Bestillingsnr.: 9024203 · © forlag Malling Beck

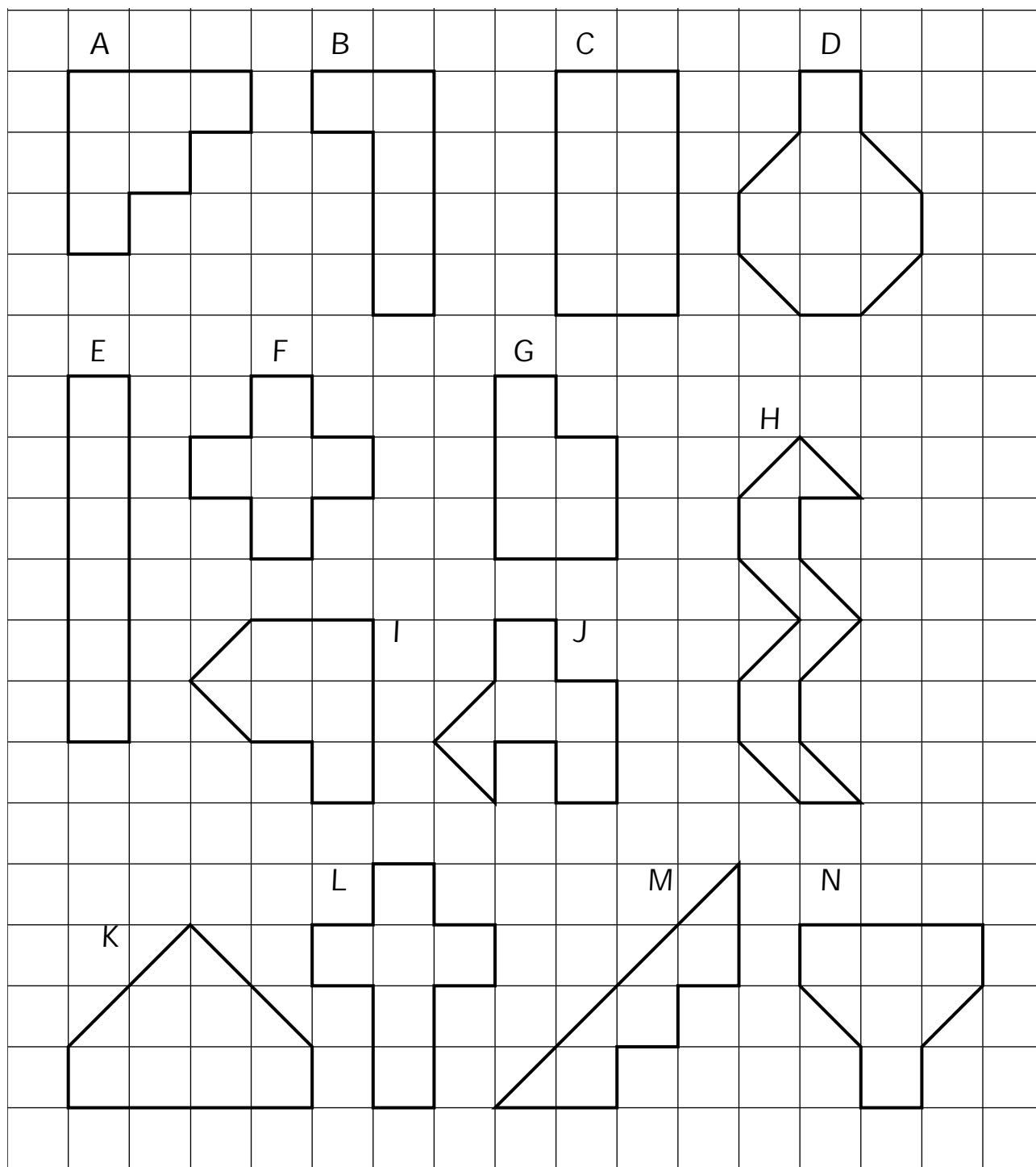
Farv halvdelen af figuren

71



Kontext 2A · Kopimappe · Bestillingsnr.: 9024203 · © forlag Malling Beck

Hvilke figurer er lige store?




Lige store _____

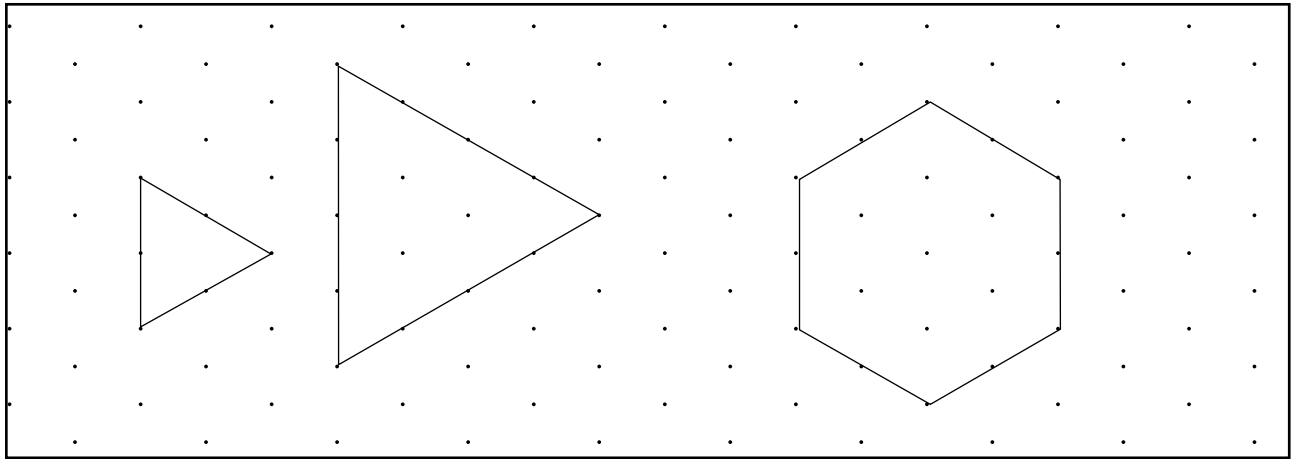
Lige store _____

Lige store _____


Byg figurer


73

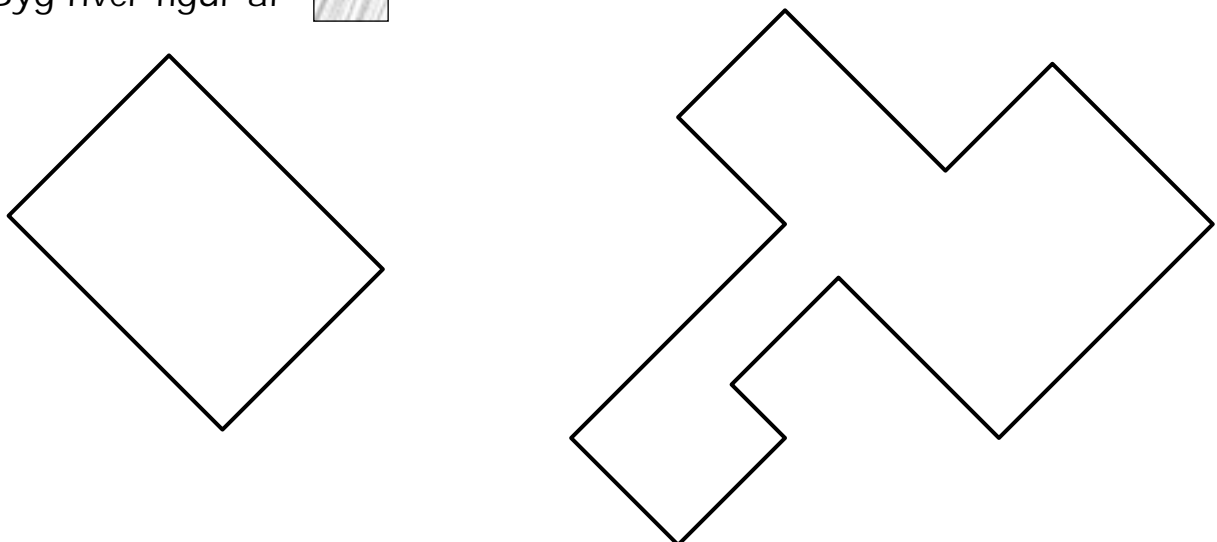
Byg hver figur af 



Brug kun  



Byg hver figur af 



Kontext 2A · Kopimappe · Bestillingsnr.: 9024203 · © forlag Malling Beck

Gør siderne dobbelt så lange

75

Kontext 2A · Kopimappe · Bestillingsnr.: 9024203 · © forlag Malling Beck

The grid contains three rows of geometric shapes. Each row consists of a solid black shape on the left and a dashed black shape on the right, representing a transformation. The shapes are drawn on a grid of 15 columns and 10 rows.

- Row 1:** The solid shape is a complex polygon with a dot at its top-left corner. The dashed shape is a simpler polygon with a dot at its top-left corner.
- Row 2:** The solid shape is a complex polygon with a dot at its top-left corner. The dashed shape is a simpler polygon with a dot at its top-left corner.
- Row 3:** The solid shape is a complex polygon with a dot at its top-left corner. The dashed shape is a simpler polygon with a dot at its top-left corner.



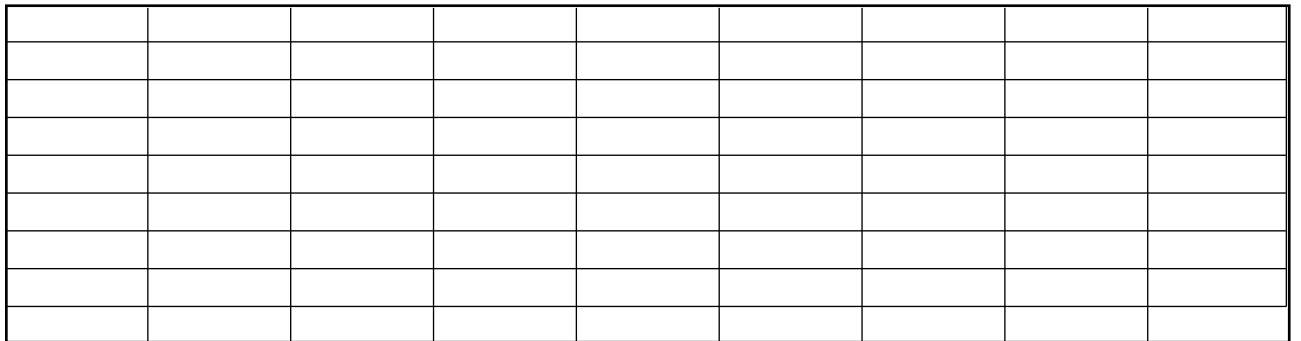
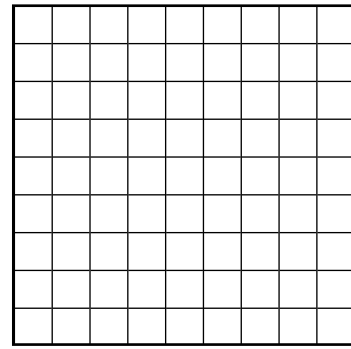
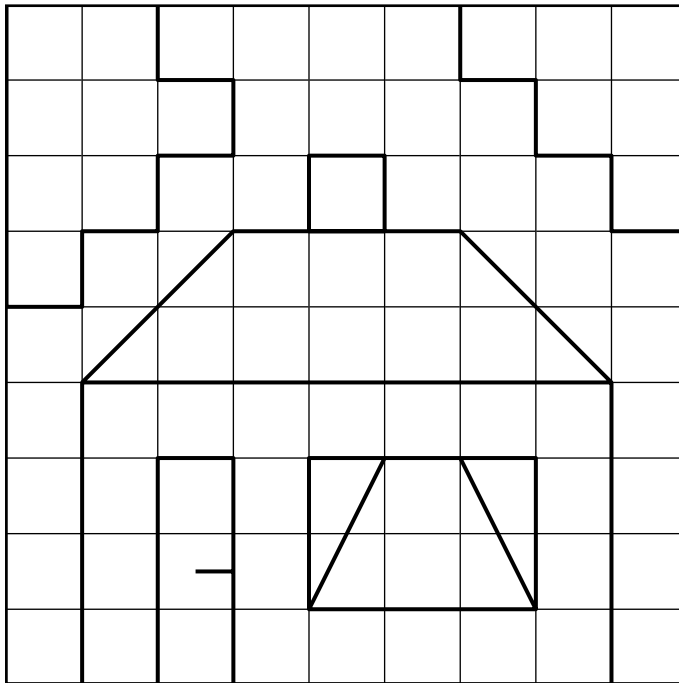
Figuren bliver større og større

Kontext 2A · Kopimappe · Bestillingsnr.: 9024203 · © forlag Malling Beck

Vælg selv 2 figurer og lad dem vokse

Tegn figuren på nye net

77

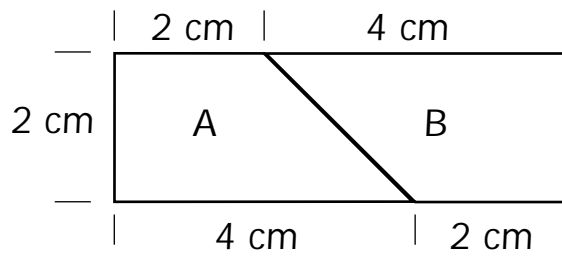


Kontext 2A · Kopimappe · Bestillingsnr.: 9024203 · © forlag Malling Beck

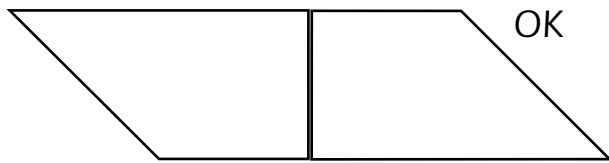
Puslespil

78

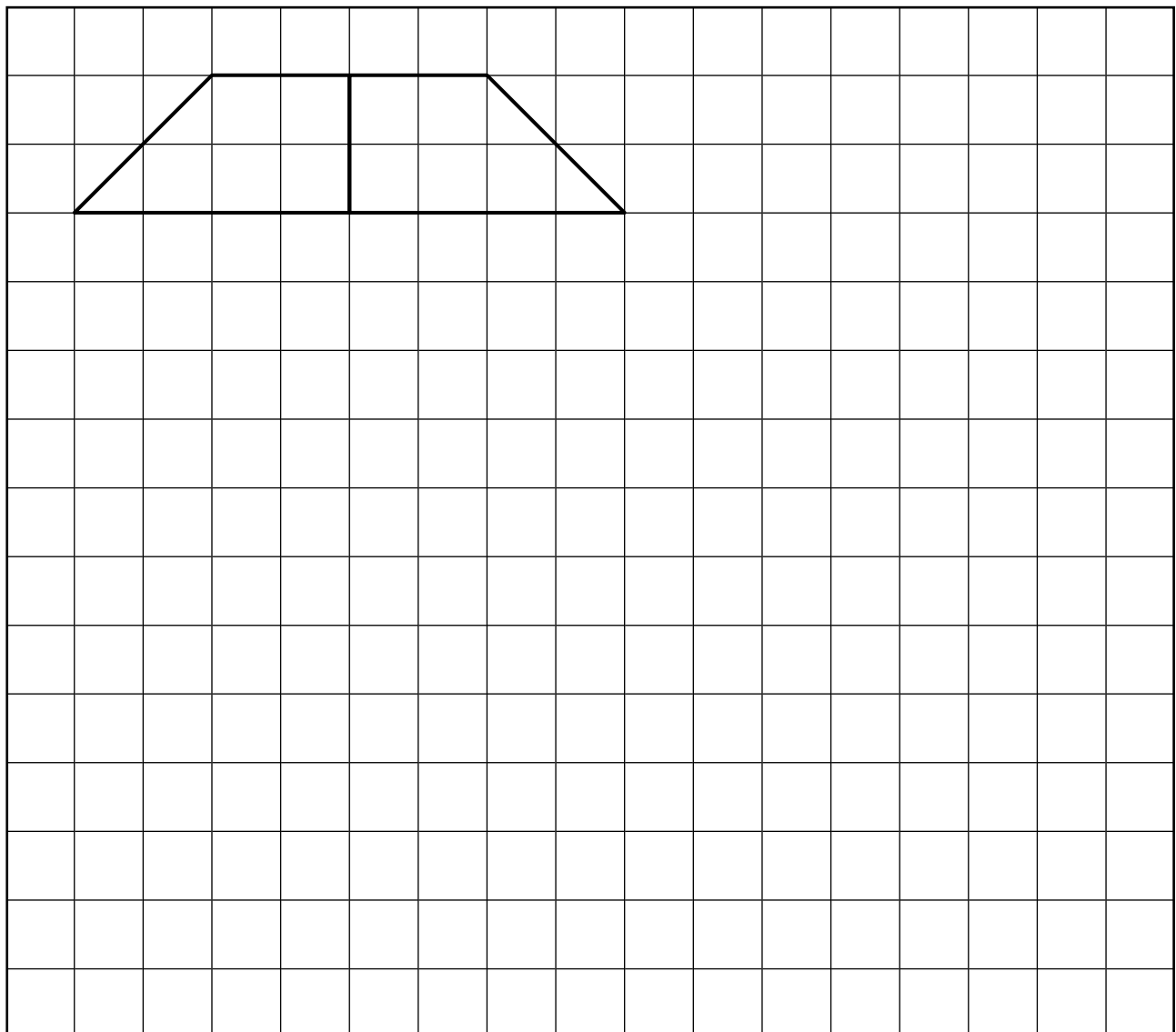
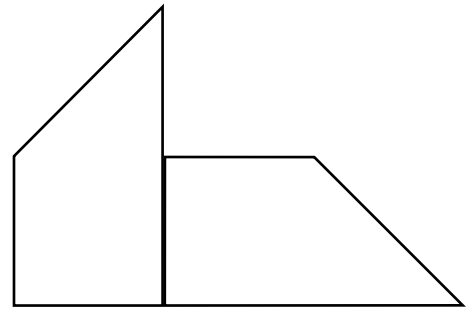
Tegn firkanten og klip ud



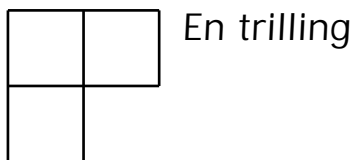
Sæt A og B sammen på mange måder
De skal passe sammen



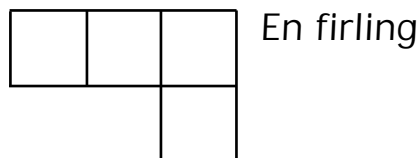
Duer ikke



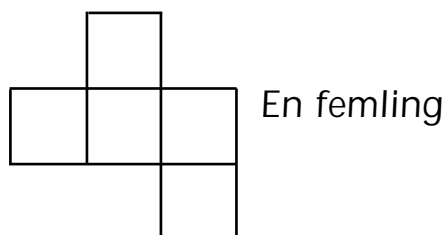
Trillinger og firlinger



Hvor mange forskellige trillinger?



Hvor mange forskellige firlinger?

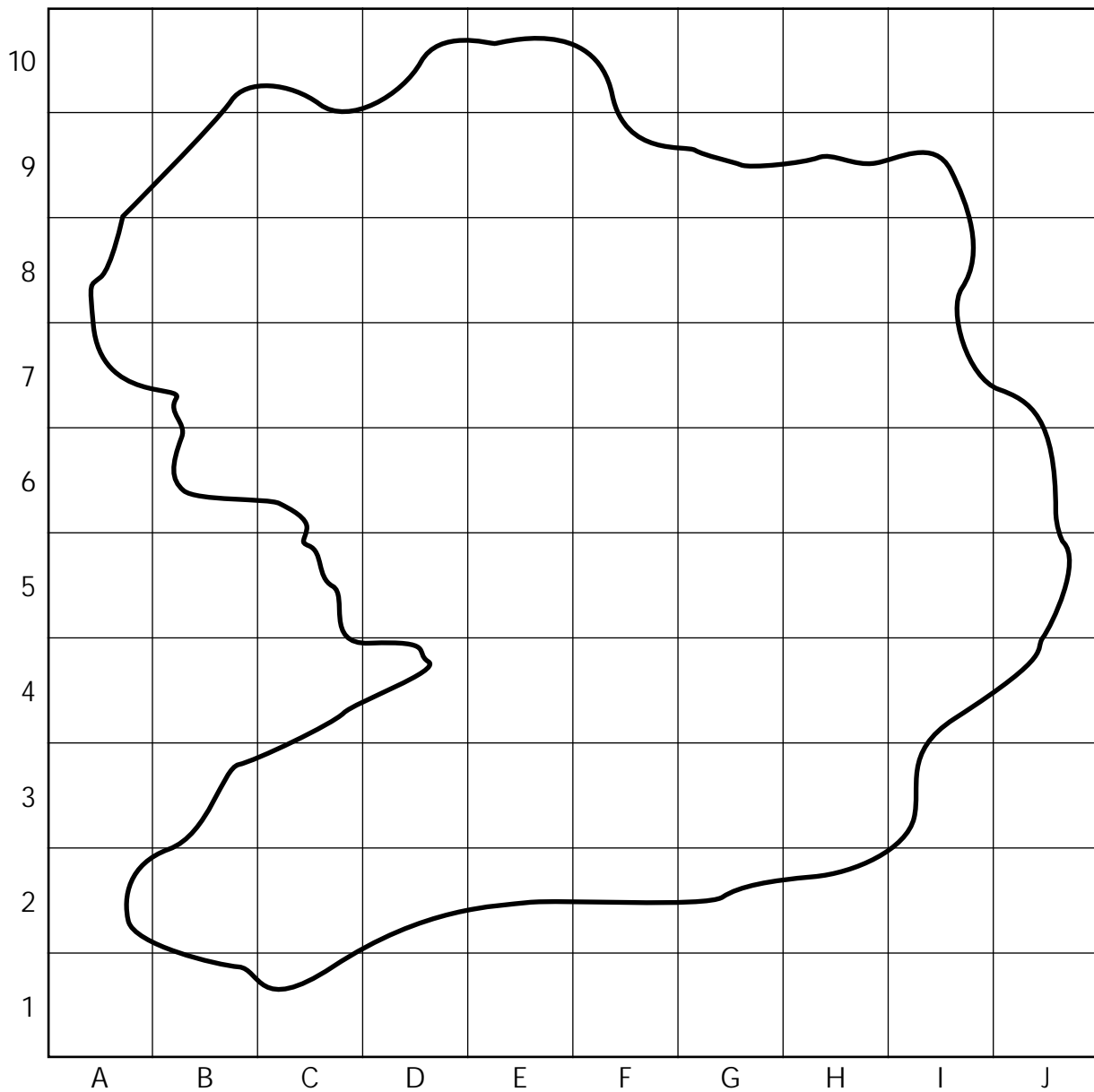


Hvor mange forskellige femlinger?

Kontext 2A · Kopimappe · Bestillingsnr.: 9024203 · © forlag Malling Beck

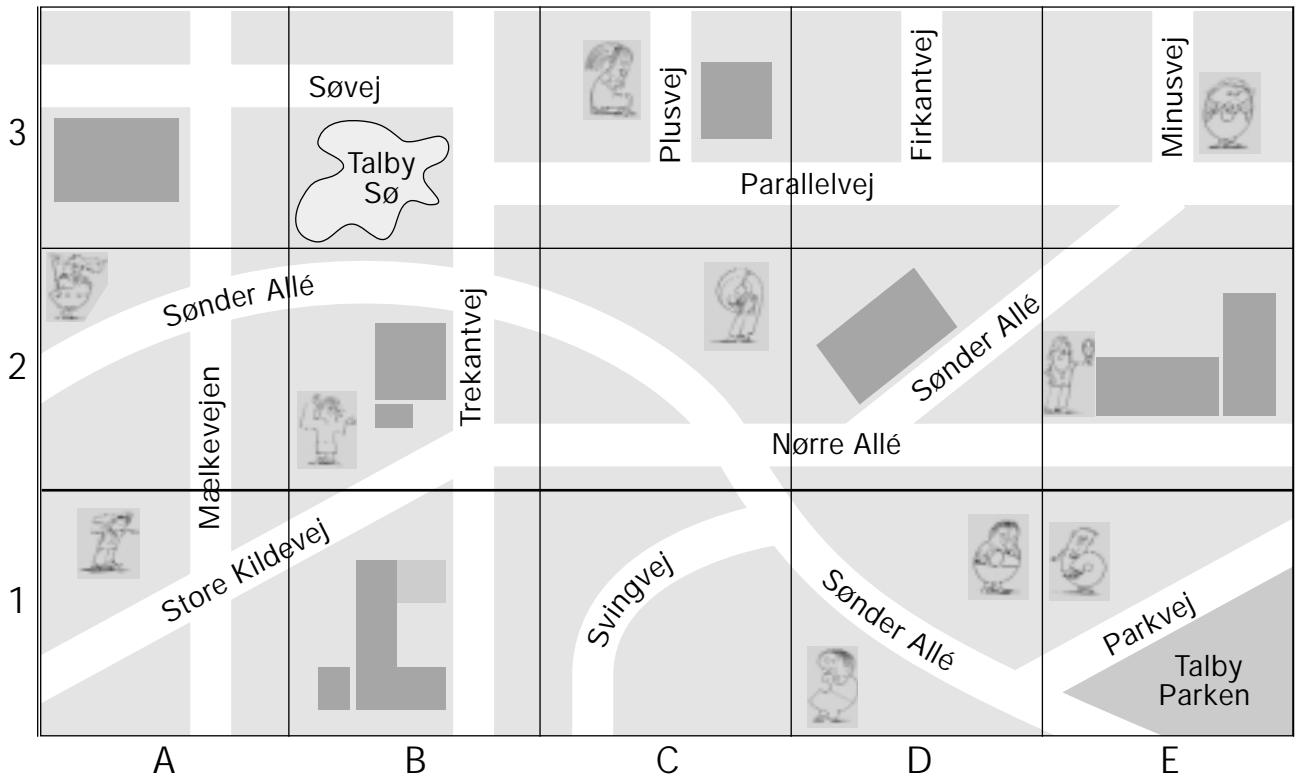
Tegn skatte

Kontext 2A · Kopimappe · Bestillingsnr.: 9024203 · © forlag Malling Beck




Hvor er ... ?

Hvor er ...?



Kontext 2A · Kopimappe · Bestillingsnr.: 9024203 · © forlag Malling Beck



Hvor ligger ...?

Sønder Allé _____ Parallelvej _____

Trekantvej _____ Mælkevejen _____

Store Kildevej _____ Parkvej _____

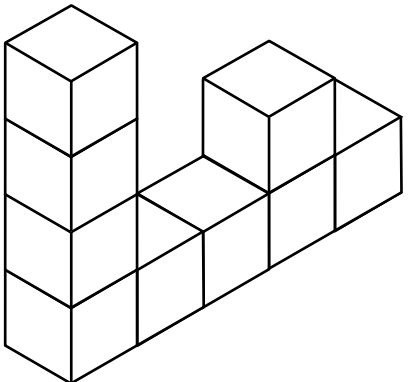
Tegn et mønster

Lad en anden skrive felternes numre


5																
4																
3																
2																
1																
	A	B	C	D	E	F	G	H	I	J	K	L	M	N	O	P

Kontext 2A · Kopimappe · Bestillingsnr.: 9024203 · © forlag Malling Beck

Byg og tegn

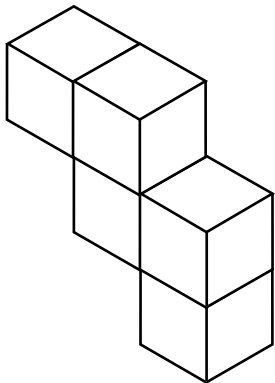


A 3D structure of cubes. The front row consists of four cubes. The second cube from the left is stacked with three more cubes on top, making a total height of four. The fourth cube from the left is stacked with one more cube on top, making a total height of two.




A 10x10 grid of dots for drawing the structure.

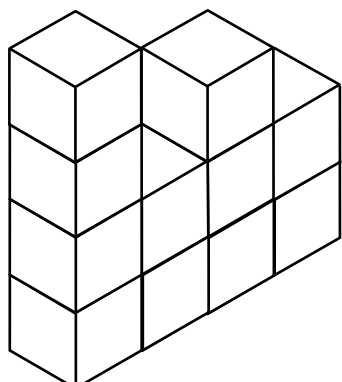
Kontext 2A · Kopimappe · Bestillingsnr.: 9024203 · © forlag Malling Beck




A 3D structure of cubes. The front row consists of three cubes. The second cube from the left is stacked with one more cube on top, making a total height of two. The third cube from the left is stacked with two more cubes on top, making a total height of three.



A 10x10 grid of dots for drawing the structure.


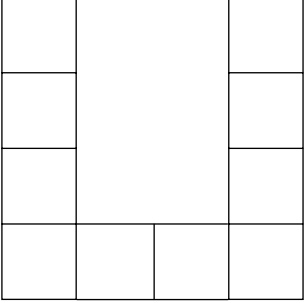





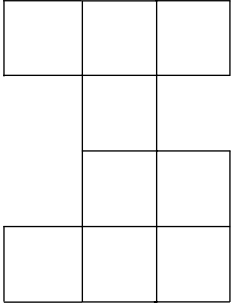


A 3D structure of cubes. The front row consists of three cubes. The first cube from the left is stacked with three more cubes on top, making a total height of four. The second cube from the left is stacked with two more cubes on top, making a total height of three.


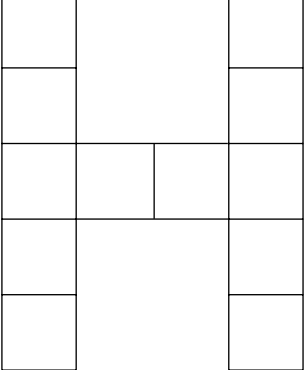




A 10x10 grid of dots for drawing the structure.

Byg og farv

 <p>Fra siden</p>	 <p>Forfra</p>	
 <p>Oppefra</p>		

 <p>Fra siden</p>	 <p>Forfra</p>	
 <p>Oppefra</p>		

 <p>Fra siden</p>	 <p>Forfra</p>	
 <p>Oppefra</p>		

Kontext 2A · Kopimappe · Bestillingsnr.: 9024203 · © forlag Malling Beck

Kapitel 3

PLUS OG MINUS

Får vi det samme?


Hvordan trækker man fra?

Hvor meget skal der i dejen?





1. TALPUSLERIER



Vælg en plade

Læg kuber på pladen

Antallet af kuber skal passe med tallene til venstre og i bunden

Lav selv plader, som andre kan lægge kuber på



1. Talpuslerier

86

4				
3				
6				
	3	2	3	5

4				
4				
5				
	2	6	3	2



1. Talpuslerier

87

5				
4				
5				
	5	2	4	3

3				
6				
5				
	3	6	2	3

Kontext 2A · Kopimappe · Bestillingsnr.: 9024203 · © forlag Malling Beck



1. Talpuslerier

Kontext 2A · Kopimappe · Bestillingsnr.: 9024203 · © forlag Malling Beck



1. Talpuslerier

89

6				
2				
3				
4				
2				
2				
3				
4				
	7	7	6	6

Kontext 2A · Kopimappe · Bestillingsnr.: 9024203 · © forlag Malling Beck

NAVN

KLASSE



1. Talpuslerier

90

Kontext 2A · Kopimappe · Bestillingsnr.: 9024203 · © forlag Malling Beck

5				
4				
2				
4				
3				
3				
3				
4				
	8	8	5	7

NAVN

KLASSE



1. Talpuslerier

91

5				
2				
6				
7				
1				
7				
3				
2				
	8	7	10	8


Kontext 2A · Kopimappe · Bestillingsnr.: 9024203 · © forlag Malling Beck

NAVN

KLASSE



2. MARIEHØNEN



Du skal bruge:

Terninger



Arbejdsark:

93

94

95

Hver spiller har en mariehøne

Slå med tre terninger

Lav regnestykker, der giver et tal fra mariehønenes pletter

Alle terninger skal bruges

Vinderen er den, der først får dækket alle mariehønenes pletter

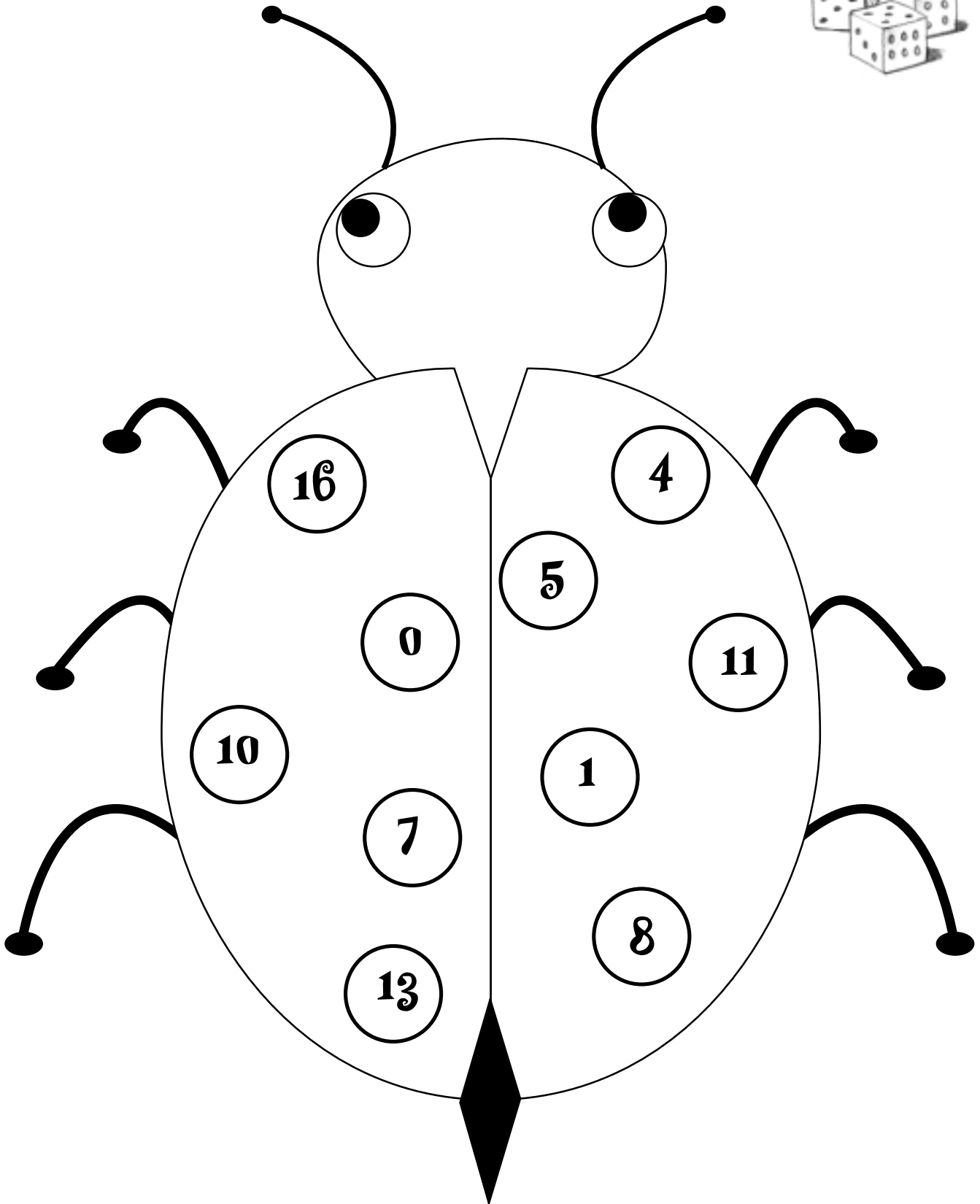
Spil også med fire terninger

Lav selv en spilleplade og vælg antal terninger



2. Mariehønen

93



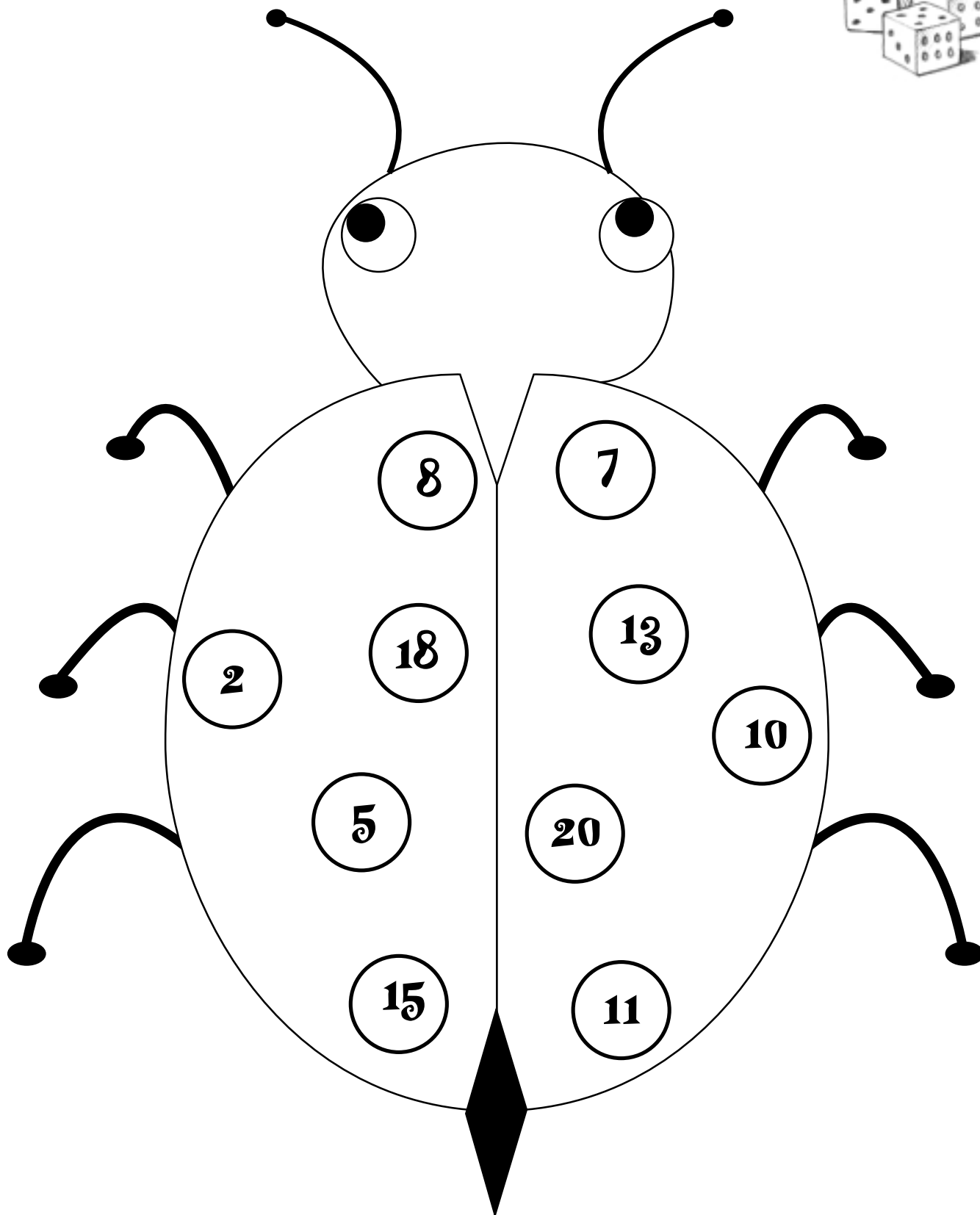
Kontext 2A · Kopimappe · Bestillingsnr.: 9024203 · © forlag Malling Beck

NAVN

KLASSE



2. Mariehønen



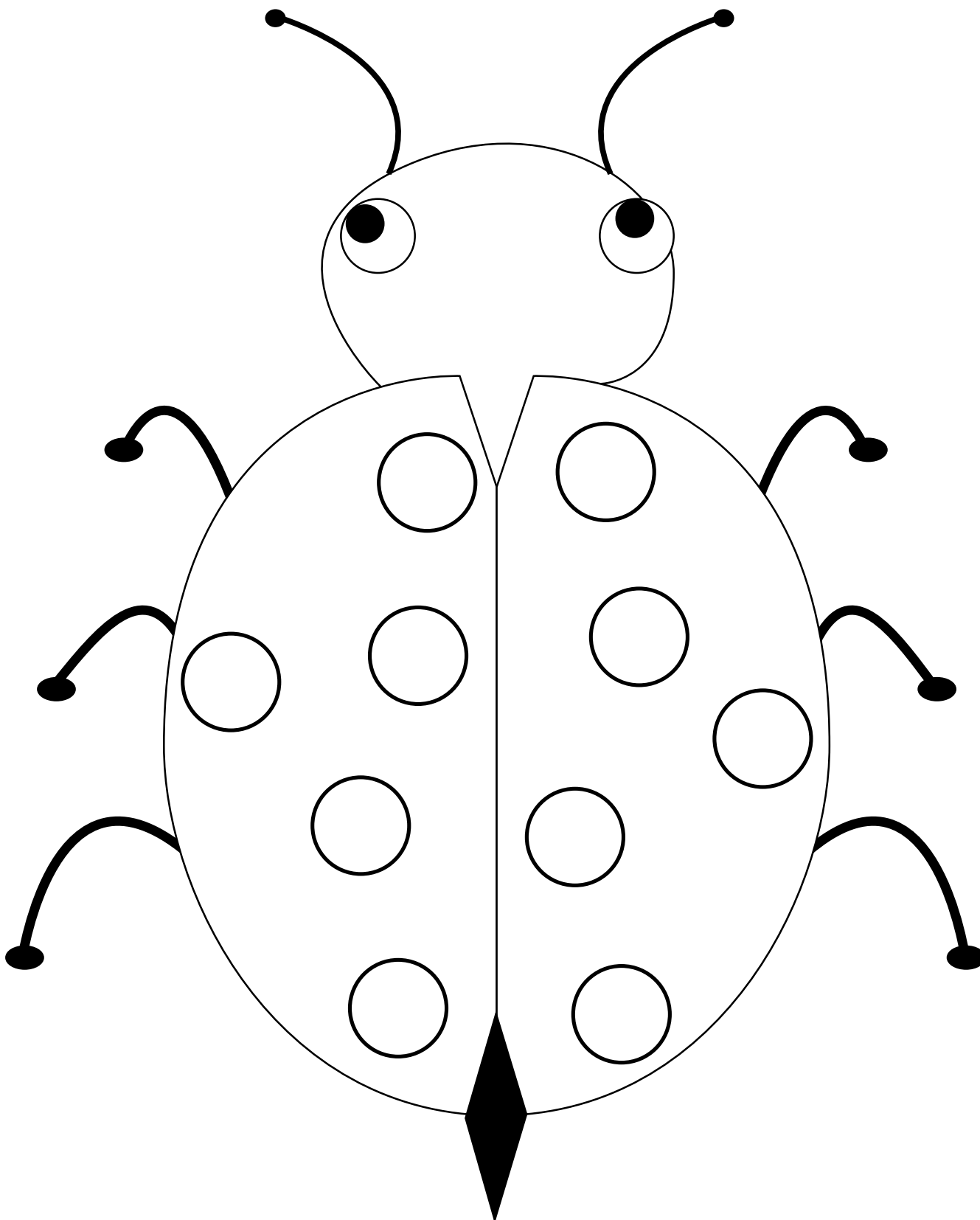
Kontext 2A · Kopimappe · Bestillingsnr.: 9024203 · © forlag Malling Beck



2. Mariehønen

95

Kontext 2A · Kopimappe · Bestillingsnr.: 9024203 · © forlag Malling Beck




NAVN

KLASSE



3. LEGETØJ



Kontext 2A · Kopimappe · Bestillingsnr.: 9024203 · © forlag Malling Beck

Klip kortene med beløbene ud

Træk et kort

Køb legetøj fra kataloget for pengene

Skriv en regning på dine indkøb



Træk et nyt kort og skriv en ny regning

3. Legetøj



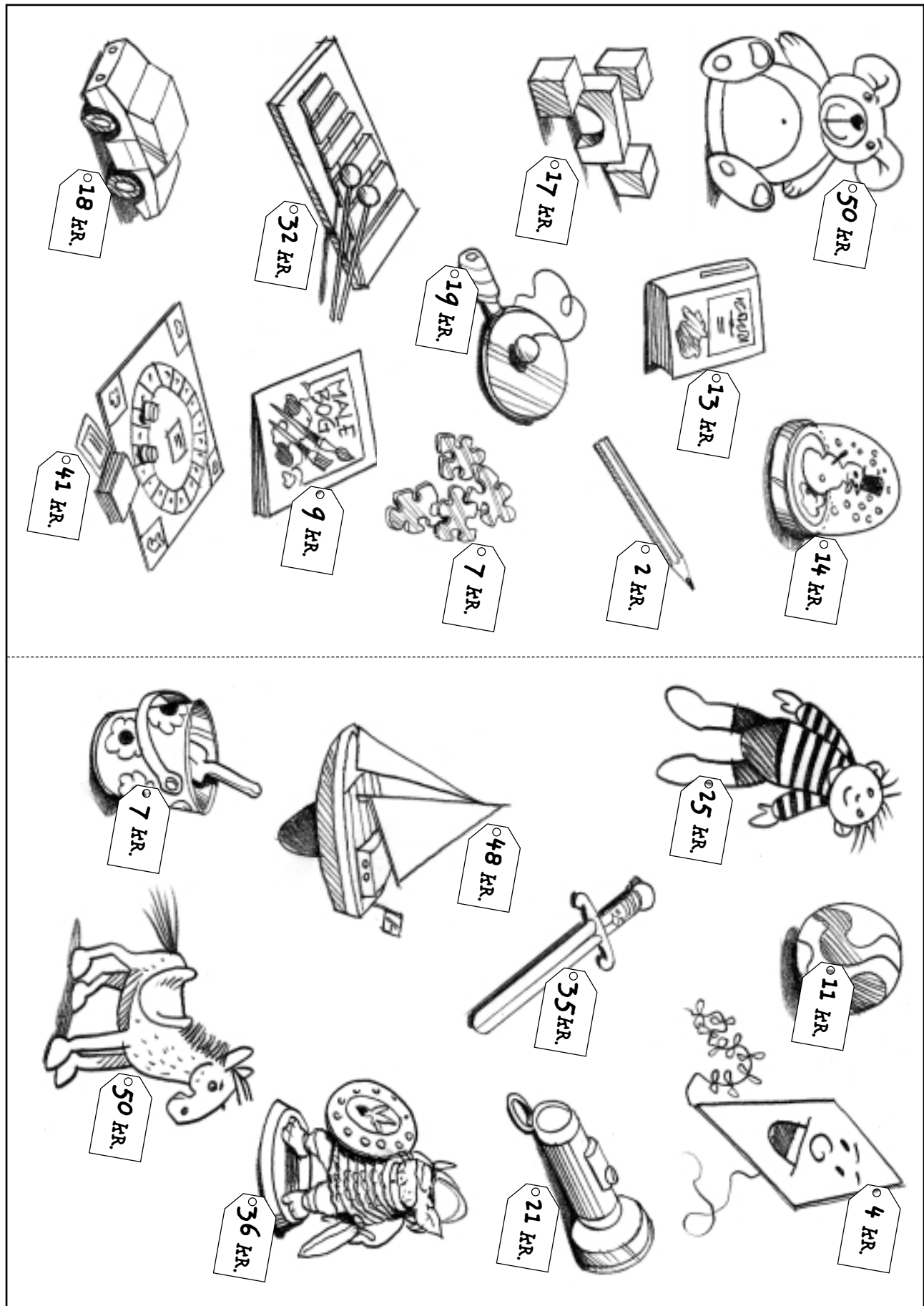
Butik SNURRETOPPEN

Legetøjs- katalog



Kontext 2A · Kopimappe · Bestillingsnr.: 9024203 · © forlag Malling Beck

3. Legetøj



Kontext 2A · Kopimappe · Bestillingsnr.: 9024203 · © forlag Malling Beck



3. Legetøj

98

Du har 15 kr.	Du har 17 kr.	Du har 18 kr.
Du har 20 kr.	Du har 21 kr.	Du har 23 kr.
Du har 25 kr.	Du har 26 kr.	Du har 28 kr.
Du har 30 kr.	Du har 31 kr.	Du har 33 kr.
Du har 35 kr.	Du har 36 kr.	Du har 38 kr.
Du har 40 kr.	Du har 41 kr.	Du har 43 kr.
Du har 45 kr.	Du har 48 kr.	Du har 50 kr.

3. Legetøj

99

Du har

52 kr.

Du har

54 kr.

Du har

57 kr.

Du har

60 kr.

Du har

61 kr.

Du har

63 kr.

Du har

68 kr.

Du har

69 kr.

Du har

71 kr.

Du har

72 kr.

Du har

75 kr.

Du har

79 kr.

Du har

80 kr.

Du har

82 kr.

Du har

83 kr.

Du har

85 kr.

Du har

86 kr.

Du har

89 kr.

Du har

92 kr.

Du har

95 kr.


Du har

100 kr.



3. Legetøj

100


Butik SNURRETOPPEN 

Regning

Du har _____ kr. Dato _____

Antal	Vare	Pris
		kr.
		kr.
		kr.
		kr.
		kr.
I ALT		kr.

Kontext 2A · Kopimappe · Bestillingsnr.: 9024203 · © Forlag Malling Beck

Butik SNURRETOPPEN 

Regning

Du har _____ kr. Dato _____

Antal	Vare	Pris
		kr.
		kr.
		kr.
		kr.
		kr.
I ALT		kr.



4. HOTELLET



Du skal bruge:

Kuber

Terninger

Saks

Arbejdsark:

101	102	103
-----	-----	-----

Klip kortene med mad og drikke ud

Fordel kortene mellem spillerne

Hver spiller sætter sin brik på stueetagen

Vend det første kort i din bunke

Det viser, hvilken etage du skal hen til

Slå med tre terninger































Terningerne bestemmer, hvor tæt du kan komme på din etage

Når du er nået til den første ting, vender du det næste kort

Vinderen er den, der først kommer igennem sin bunke


4. Hotellet

101

HOTEL	
30	 To pølser m. brød
29	 Chokolade
28	 Ostehaps
27	 Melon
26	 Sodavand
25	 Bolle
24	 Mælk
23	 Fransk hotdog
22	 Is
21	 Appelsin
20	 Kage
19	 To pizzaskiver
18	 Juicebrik
17	 Brød
16	 Vindruer
15	 Kaffe
14	 Nødder
13	 Kakaomælk
12	 Chips
11	 Pære
10	 Pølse
9	 Saftevand
8	 En pizzaskive
7	 Nudler m. brød
6	 Æble
5	 Slikpose
4	 Kildevand
3	 Jordbær
2	 Burger
1	 Banan
Stuen	

4. Hotellet

102

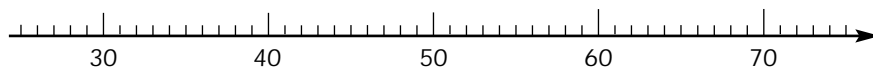


4. Hotellet

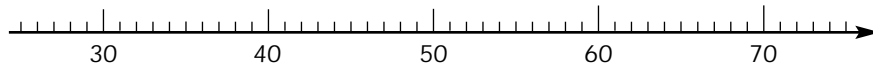
103


Plus på tallinjen 1

29 + 41 = _____



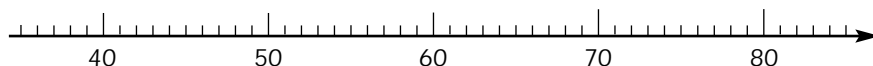
41 + 29 = _____



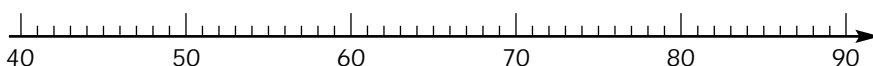
36 + 49 = _____



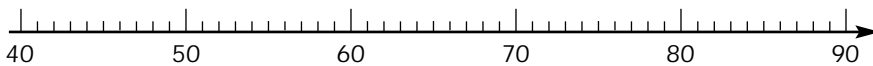
49 + 36 = _____



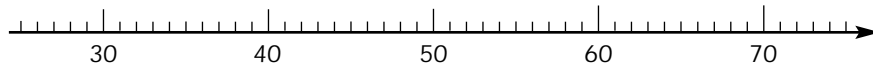
42 + 47 = _____



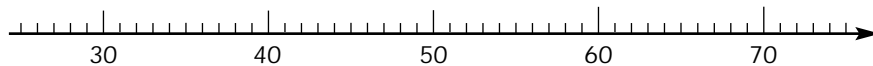
47 + 42 = _____



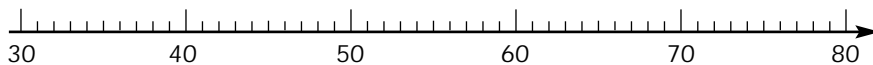
28 + 43 = _____



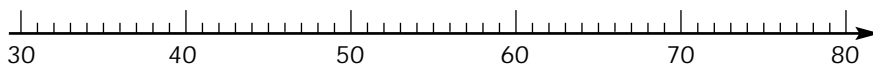
43 + 28 = _____



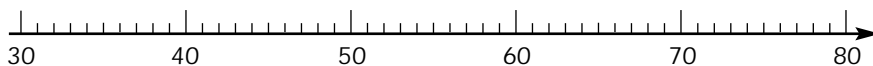
33 + 40 = _____



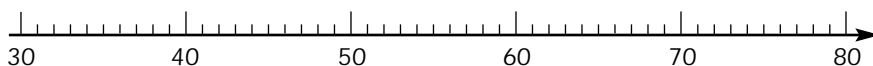
40 + 33 = _____



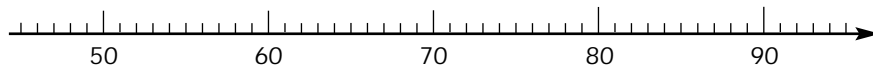
30 + 47 = _____



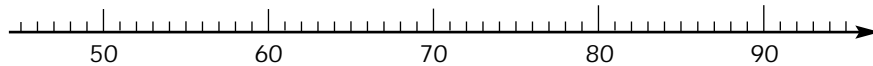
47 + 30 = _____



47 + 48 = _____



48 + 47 = _____

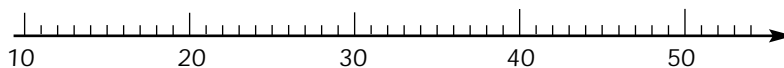


Kontext 2A · Kopimappe · Bestillingsnr.: 9024203 · © forlag Malling Beck

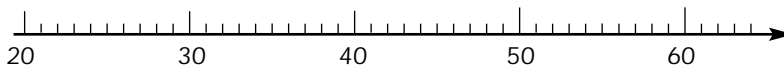
Plus på tallinjen 2

105

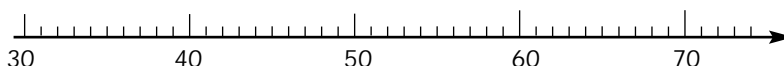
$19 + 25 = \underline{\hspace{2cm}}$



$25 + \underline{\hspace{2cm}} = 48$



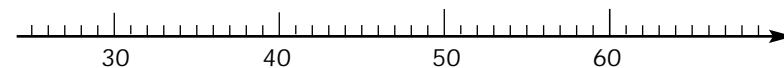
$\underline{\hspace{2cm}} + 32 = 65$



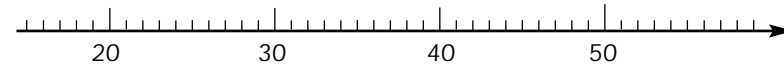
$6 + 37 = \underline{\hspace{2cm}}$



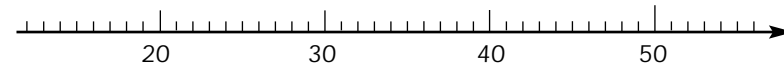
$29 + \underline{\hspace{2cm}} = 54$



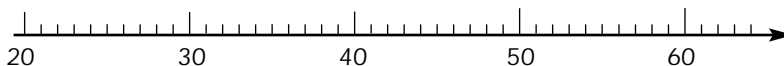
$\underline{\hspace{2cm}} + 29 = 53$



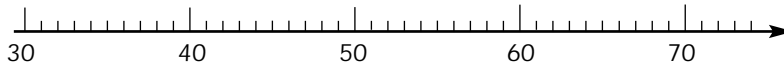
$28 + 18 = \underline{\hspace{2cm}}$



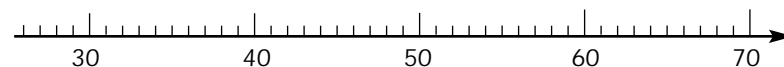
$24 + \underline{\hspace{2cm}} = 51$



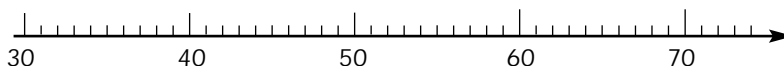
$\underline{\hspace{2cm}} + 34 = 66$



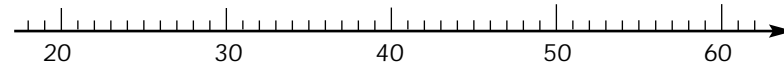
$32 + 37 = \underline{\hspace{2cm}}$



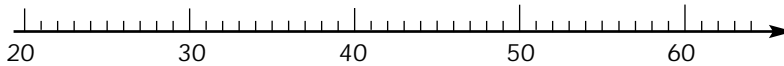
$35 + \underline{\hspace{2cm}} = 69$



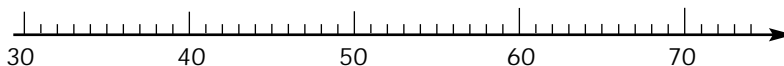
$\underline{\hspace{2cm}} + 28 = 55$



$22 + 38 = \underline{\hspace{2cm}}$




$37 + \underline{\hspace{2cm}} = 71$




Skriv tal på tallinjen og plus

106


$18 + 20 =$ _____




$33 + 15 =$ _____




$48 + 13 =$ _____




$9 + 29 =$ _____



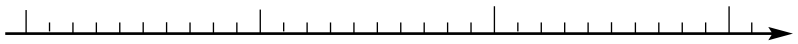
$14 + 21 =$ _____




$37 + 32 =$ _____



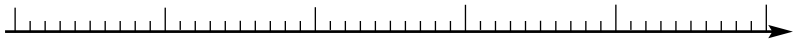
$12 + 31 =$ _____



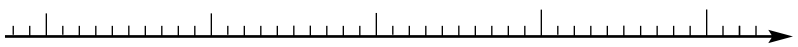
$34 + 19 =$ _____




$43 + 25 =$ _____




$29 + 42 =$ _____




$27 + 29 =$ _____



$28 + 37 =$ _____



$41 + 29 =$ _____



$26 + 35 =$ _____



Plus i taltavlen

107

$25 + 23 = \underline{\hspace{2cm}}$

40	41	42	43	44	45	46	47	48	49
30	31	32	33	34	35	36	37	38	39
20	21	22	23	24	25	26	27	28	29

$15 + 22 = \underline{\hspace{2cm}}$

30	31	32	33	34	35	36	37	38	39
20	21	22	23	24	25	26	27	28	29
10	11	12	13	14	15	16	17	18	19

$31 + 15 = \underline{\hspace{2cm}}$

40	41	42	43	44	45	46	47	48	49
30	31	32	33	34	35	36	37	38	39
20	21	22	23	24	25	26	27	28	29

$\underline{\hspace{2cm}} + 42 = 51$

50	51	52	53	54	55	56	57	58	59
40	41	42	43	44	45	46	47	48	49
30	31	32	33	34	35	36	37	38	39

$\underline{\hspace{2cm}} + 36 = 57$

50	51	52	53	54	55	56	57	58	59
40	41	42	43	44	45	46	47	48	49
30	31	32	33	34	35	36	37	38	39

$25 + \underline{\hspace{2cm}} = 47$

40	41	42	43	44	45	46	47	48	49
30	31	32	33	34	35	36	37	38	39
20	21	22	23	24	25	26	27	28	29

$42 + \underline{\hspace{2cm}} = 68$

60	61	62	63	64	65	66	67	68	69
50	51	52	53	54	55	56	57	58	59
40	41	42	43	44	45	46	47	48	49

$\underline{\hspace{2cm}} + 27 = 69$

60	61	62	63	64	65	66	67	68	69
50	51	52	53	54	55	56	57	58	59
40	41	42	43	44	45	46	47	48	49

Skriv tal i taltavlerne og plus

108

$25 + 24 = \underline{\hspace{2cm}}$

$38 + 21 = \underline{\hspace{2cm}}$

$54 + 24 = \underline{\hspace{2cm}}$

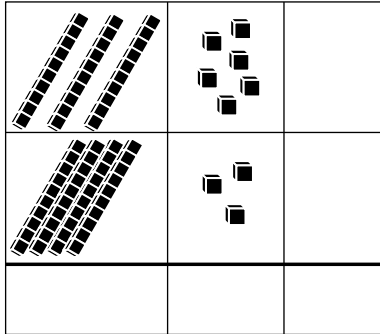
$61 + 27 = \underline{\hspace{2cm}}$

$80 + 21 = \underline{\hspace{2cm}}$

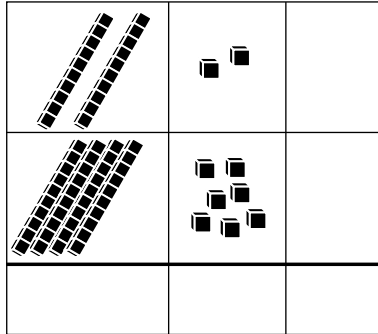
$107 + 20 = \underline{\hspace{2cm}}$

Plus

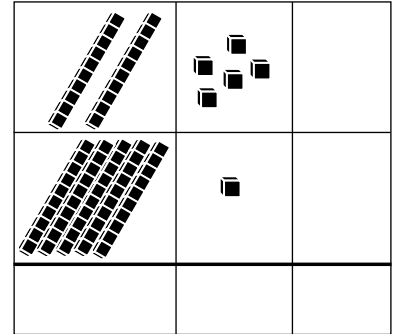
$36 + 43 = \underline{\hspace{2cm}}$



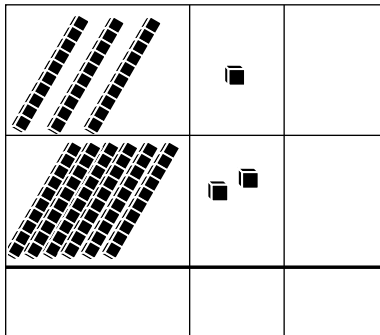
$22 + 47 = \underline{\hspace{2cm}}$



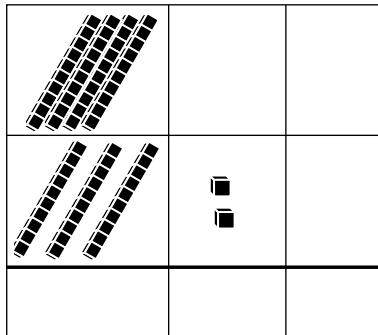
$25 + 51 = \underline{\hspace{2cm}}$



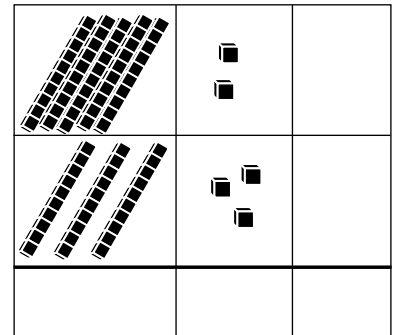
$31 + 62 = \underline{\hspace{2cm}}$



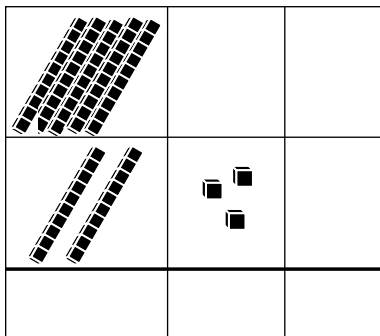
$40 + 32 = \underline{\hspace{2cm}}$



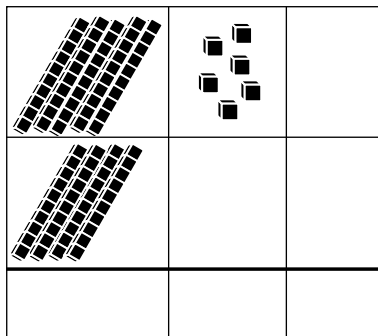
$52 + 33 = \underline{\hspace{2cm}}$



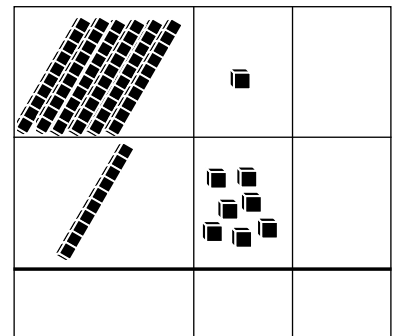
$50 + 23 = \underline{\hspace{2cm}}$



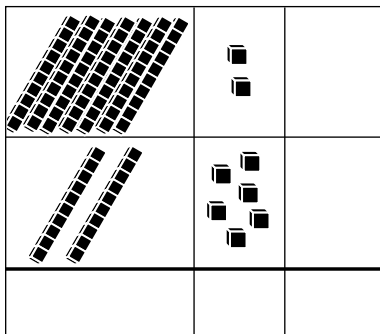
$56 + 40 = \underline{\hspace{2cm}}$



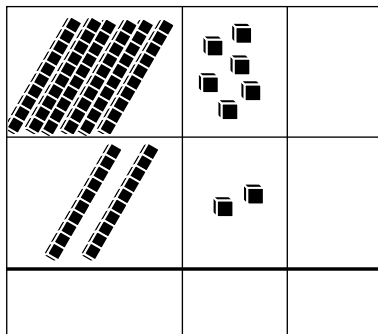
$61 + 17 = \underline{\hspace{2cm}}$



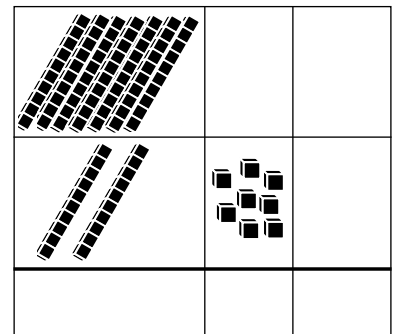
$72 + 26 = \underline{\hspace{2cm}}$



$66 + 22 = \underline{\hspace{2cm}}$



$70 + 28 = \underline{\hspace{2cm}}$



Kontext 2A · Kopimappe · Bestillingssnr.: 9024203 · © Forlag Malling Beck

Tegn selv plusstykkerne

110

$36 + 31 = \underline{\hspace{2cm}}$

$25 + 14 = \underline{\hspace{2cm}}$

$\underline{\hspace{1cm}} + \underline{\hspace{1cm}} = 75$

$55 + 23 = \underline{\hspace{2cm}}$

$\underline{\hspace{1cm}} + \underline{\hspace{1cm}} = 61$

$75 + 24 = \underline{\hspace{2cm}}$

$\underline{\hspace{1cm}} + \underline{\hspace{1cm}} = \underline{\hspace{1cm}}$

$46 + 12 = \underline{\hspace{2cm}}$

$88 + 11 = \underline{\hspace{2cm}}$

$41 + 41 = \underline{\hspace{2cm}}$

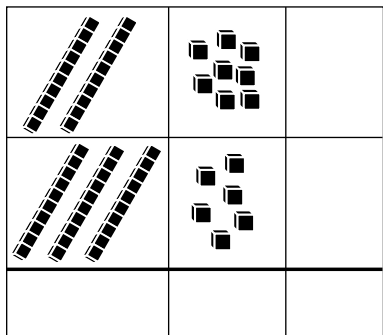
$\underline{\hspace{1cm}} + \underline{\hspace{1cm}} = \underline{\hspace{1cm}}$

$17 + 52 = \underline{\hspace{2cm}}$

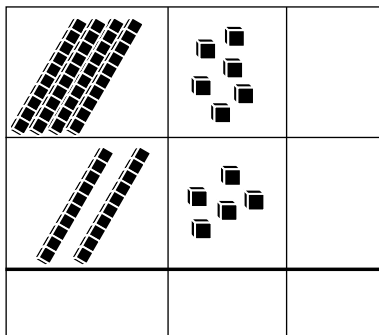
Kontext 2A · Kopimappe · Bestillingnr.: 9024203 · © forlag Malling Beck

Plus med veksling

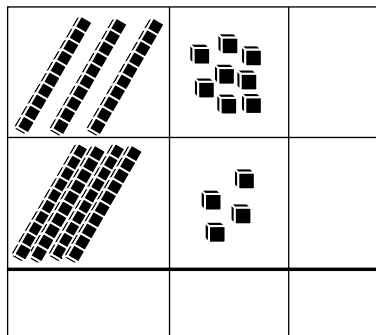
28 + 36 = _____



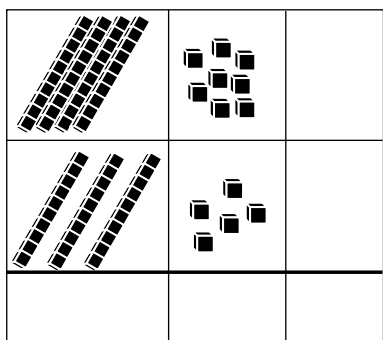
46 + 25 = _____



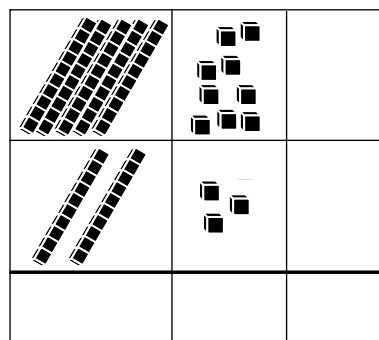
38 + 44 = _____



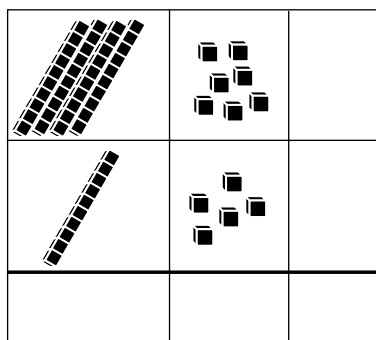
48 + 35 = _____



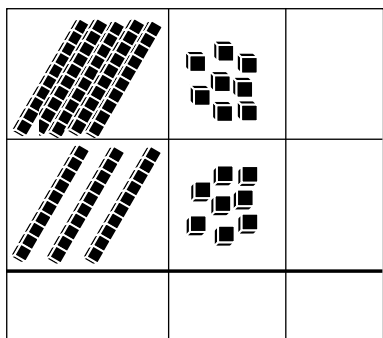
59 + 23 = _____



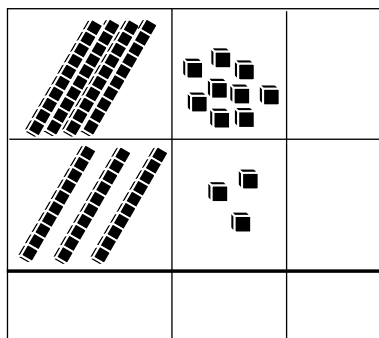
47 + 15 = _____



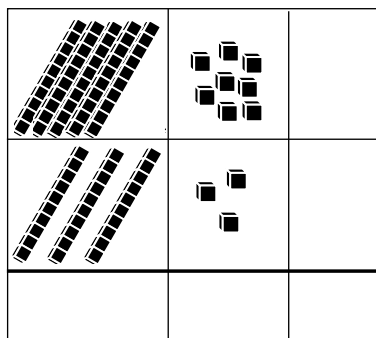
58 + 38 = _____



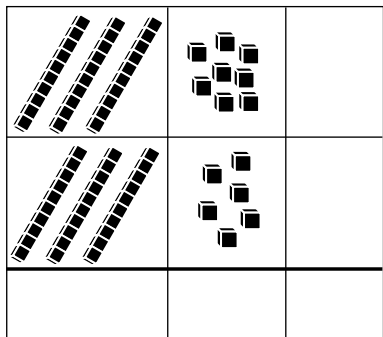
49 + 33 = _____



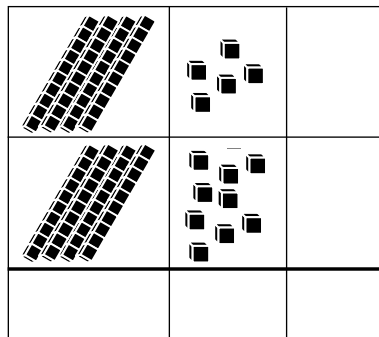
58 + 33 = _____



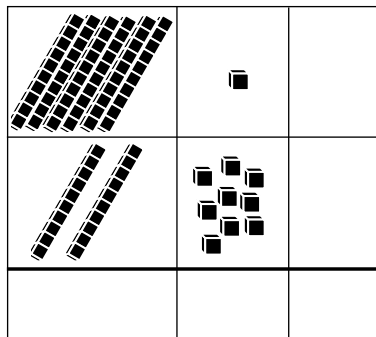
38 + 36 = _____



45 + 49 = _____



61 + 29 = _____



Kontext 2A · Kopimappe · Bestillingsnr.: 9024203 · © Forlag Malling Beck

Plus med veksling. Tegn selv

$17 + 25 = \underline{\hspace{2cm}}$

$13 + 38 = \underline{\hspace{2cm}}$

$\underline{\hspace{1cm}} + \underline{\hspace{1cm}} = \underline{\hspace{1cm}}$

$79 + 15 = \underline{\hspace{2cm}}$

$\underline{\hspace{1cm}} + \underline{\hspace{1cm}} = \underline{\hspace{1cm}}$

$42 + 39 = \underline{\hspace{2cm}}$

$\underline{\hspace{1cm}} + \underline{\hspace{1cm}} = \underline{\hspace{1cm}}$

$48 + 34 = \underline{\hspace{2cm}}$

$56 + 36 = \underline{\hspace{2cm}}$

$27 + 59 = \underline{\hspace{2cm}}$

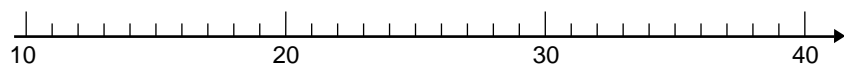
$69 + 26 = \underline{\hspace{2cm}}$

$\underline{\hspace{1cm}} + \underline{\hspace{1cm}} = \underline{\hspace{1cm}}$

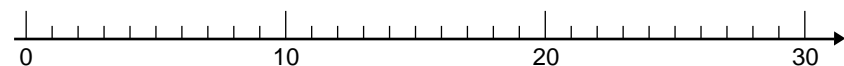
Kontext 2A · Kopimappe · Bestillingsnr.: 9024203 · © forlag Malling Beck

Minus på tallinjen 1

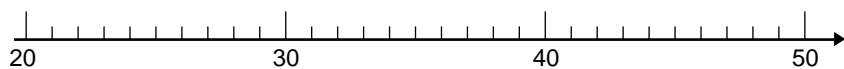
113



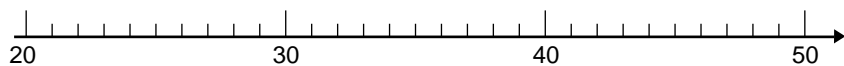
$35 - 14 = \underline{\hspace{2cm}}$



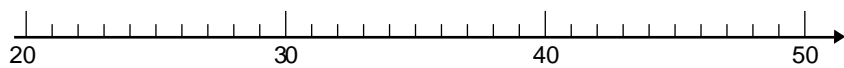
$27 - 22 = \underline{\hspace{2cm}}$



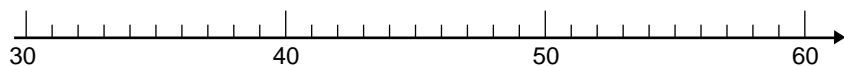
$43 - 11 = \underline{\hspace{2cm}}$



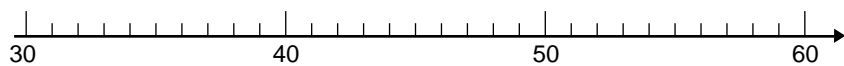
$49 - 25 = \underline{\hspace{2cm}}$



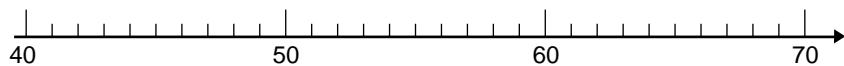
$47 - 17 = \underline{\hspace{2cm}}$



$53 - 21 = \underline{\hspace{2cm}}$



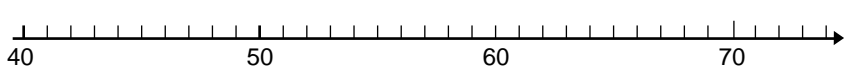
$59 - 27 = \underline{\hspace{2cm}}$



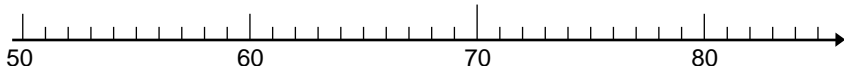
$65 - 24 = \underline{\hspace{2cm}}$



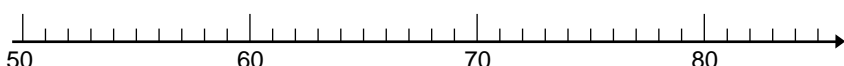
$66 - 26 = \underline{\hspace{2cm}}$



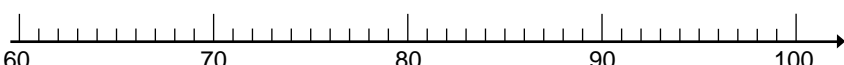
$73 - 30 = \underline{\hspace{2cm}}$




$81 - 31 = \underline{\hspace{2cm}}$



$84 - 23 = \underline{\hspace{2cm}}$



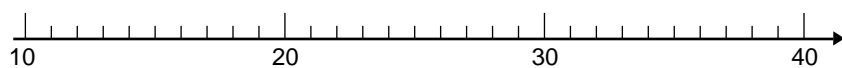
$93 - 30 = \underline{\hspace{2cm}}$



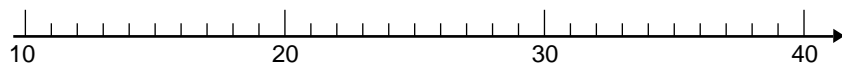
$95 - 29 = \underline{\hspace{2cm}}$

Kontext 2A · Kopimappe · Bestillingsnr.: 9024203 · © forlag Malling Beck

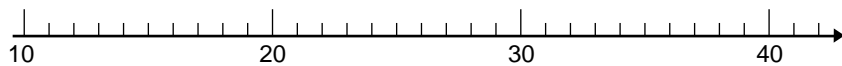
Minus på tallinjen 2



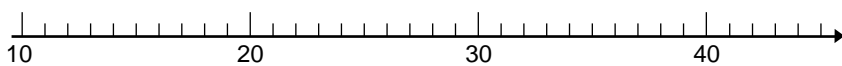
$36 - \underline{\quad\quad} = 14$



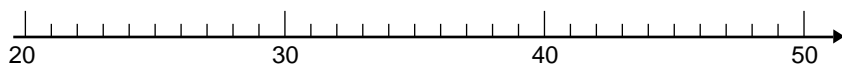
$39 - \underline{\quad\quad} = 26$



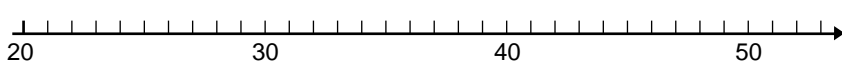
$41 - \underline{\quad\quad} = 20$



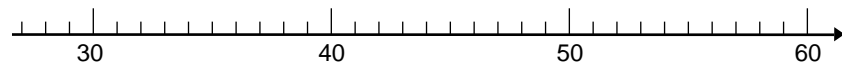
$45 - \underline{\quad\quad} = 24$



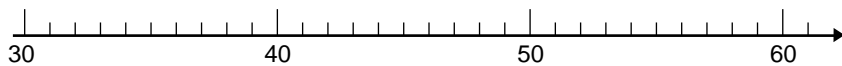
$49 - \underline{\quad\quad} = 38$



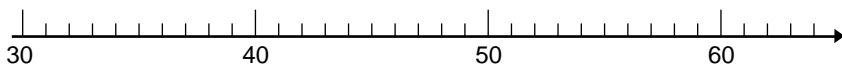
$52 - \underline{\quad\quad} = 30$



$56 - \underline{\quad\quad} = 31$



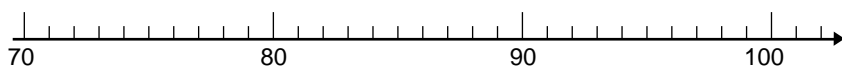
$60 - \underline{\quad\quad} = 40$



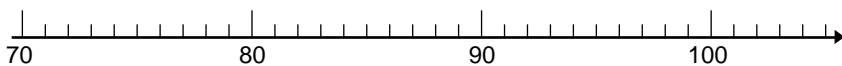
$59 - \underline{\quad\quad} = 35$



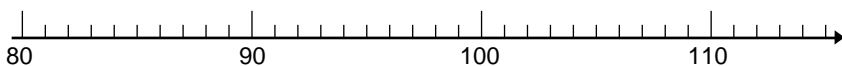
$67 - \underline{\quad\quad} = 41$



$102 - \underline{\quad\quad} = 72$



$104 - \underline{\quad\quad} = 81$



$110 - \underline{\quad\quad} = 85$

Kontext 2A - Kopimappe - Bestillingsnr.: 9024203 - © forlag Malling Beck

Plus og minus på tallinjen

115

13 + 23 = _____



_____ - 23 = 13

28 + 12 = _____



_____ - _____ = _____

21 + _____ = 49



_____ - _____ = _____

32 + _____ = 56



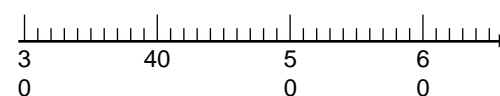
_____ - _____ = _____

_____ + _____ = _____



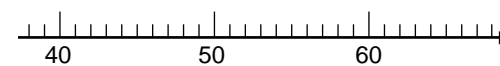
62 - 31 = _____

_____ + _____ = _____



65 - 25 = _____

_____ + _____ = _____



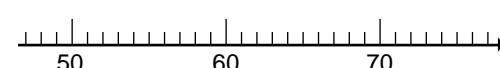
67 - 27 = _____

_____ + _____ = _____



68 - 24 = _____

_____ + 12 = 76




_____ - _____ = _____

_____ + _____ = _____



_____ - _____ = _____

_____ + _____ = _____



_____ - _____ = _____

_____ + _____ = _____



_____ - _____ = _____

_____ + _____ = _____



_____ - _____ = _____

Kontext 2A · Kopimappe · Bestillingsnr.: 9024203 · © Forlag Malling Beck

Minus i taltavlen

116

28 - 17 = _____

20	21	22	23	24	25	26	27	28	29
10	11	12	13	14	15	16	17	18	19
0	1	2	3	4	5	6	7	8	9

35 - 23 = _____

30	31	32	33	34	35	36	37	38	39
20	21	22	23	24	25	26	27	28	29
10	11	12	13	14	15	16	17	18	19

48 - 26 = _____

40	41	42	43	44	45	46	47	48	49
30	31	32	33	34	35	36	37	38	39
20	21	22	23	24	25	26	27	28	29

59 - 27 = _____

50	51	52	53	54	55	56	57	58	59
40	41	42	43	44	45	46	47	48	49
30	31	32	33	34	35	36	37	38	39

68 - _____ = 42

60	61	62	63	64	65	66	67	68	69
50	51	52	53	54	55	56	57	58	59
40	41	42	43	44	45	46	47	48	49

79 - _____ = 53

70	71	72	73	74	75	76	77	78	79
60	61	62	63	64	65	66	67	68	69
50	51	52	53	54	55	56	57	58	59

_____ - 25 = 62

80	81	82	83	84	85	86	87	88	89
70	71	72	73	74	75	76	77	78	79
60	61	62	63	64	65	66	67	68	69

_____ - 28 = 70

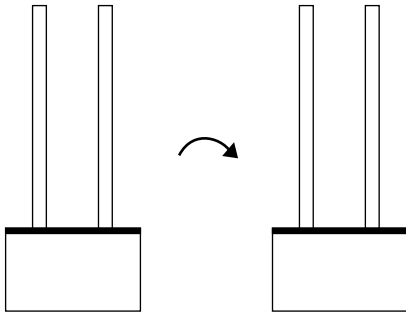
90	91	92	93	94	95	96	97	98	99
80	81	82	83	84	85	86	87	88	89
70	71	72	73	74	75	76	77	78	79

Kontext 2A · Kopimappe · Bestillingsnr.: 9024203 · © forlag Malling Beck

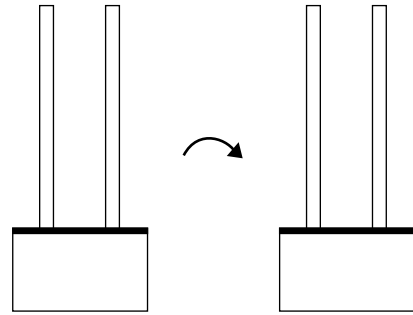
Minus

117

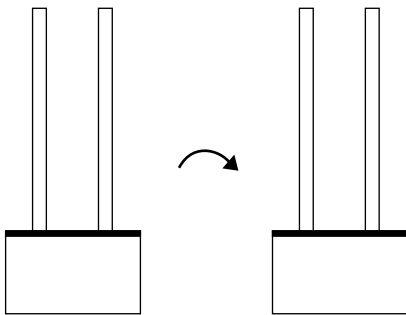
$$38 - 24 = \underline{\hspace{2cm}}$$



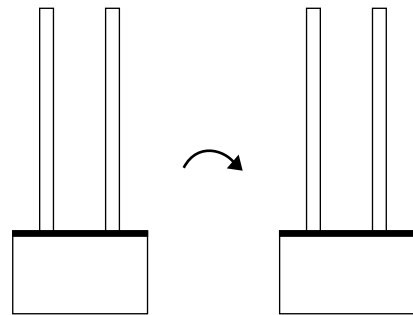
$$59 - 32 = \underline{\hspace{2cm}}$$



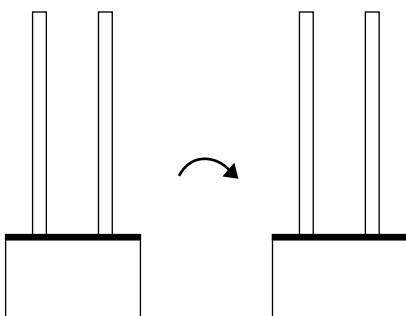
$$49 - 27 = \underline{\hspace{2cm}}$$



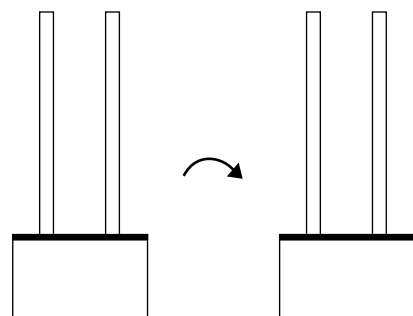
$$63 - 42 = \underline{\hspace{2cm}}$$



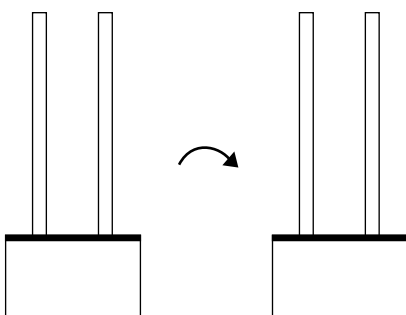
$$39 - 36 = \underline{\hspace{2cm}}$$



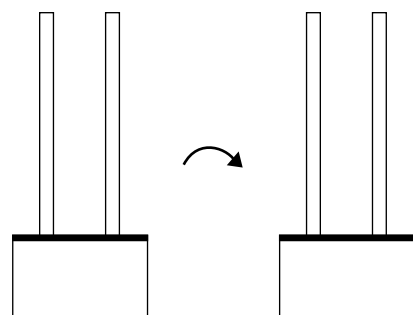
$$78 - 43 = \underline{\hspace{2cm}}$$



$$59 - 43 = \underline{\hspace{2cm}}$$



$$86 - 23 = \underline{\hspace{2cm}}$$



Kontext 2A · Kopimappe · Bestillingsnr.: 9024203 · © forlag Malling Beck

NAVN

KLASSE

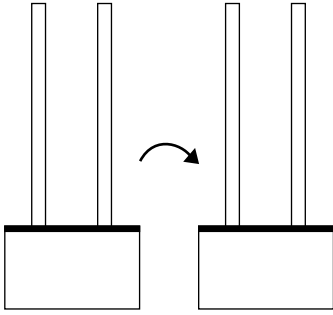
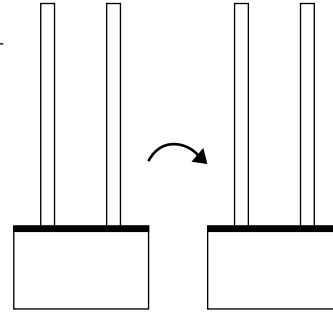
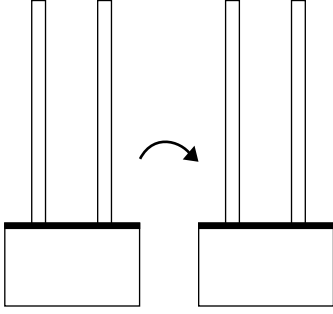
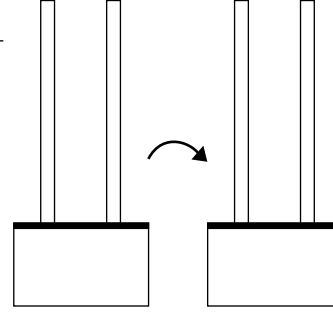
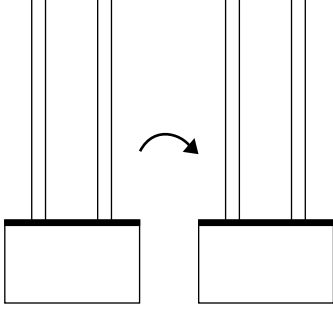
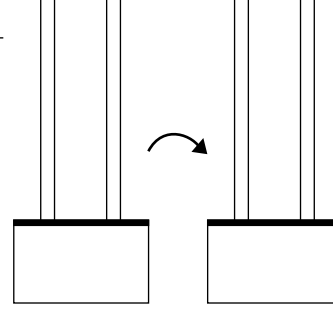
Minus med veksling

$56 - 17 = \underline{\hspace{2cm}}$ 	$68 - 19 = \underline{\hspace{2cm}}$
$45 - 27 = \underline{\hspace{2cm}}$ 	$31 - 14 = \underline{\hspace{2cm}}$
$53 - 28 = \underline{\hspace{2cm}}$ 	$72 - 17 = \underline{\hspace{2cm}}$

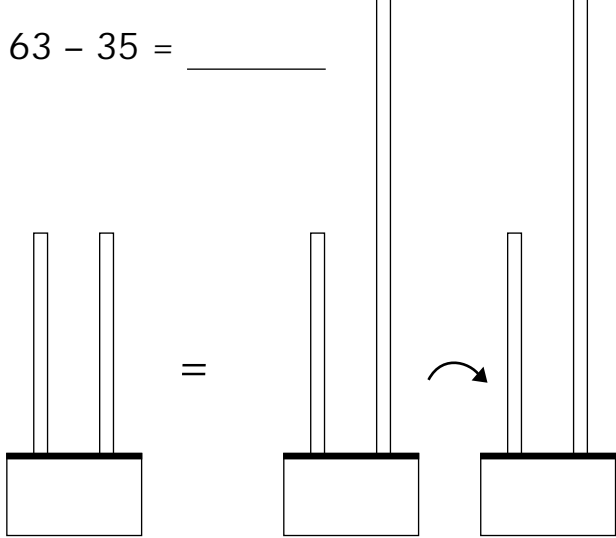
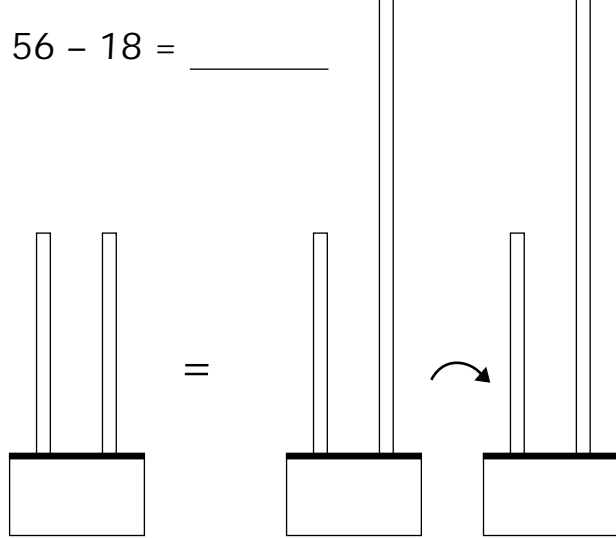
Kontext 2A · Kopimappe · Bestillingsnr.: 9024203 · © forlag Malling Beck

Minus

Kontext 2A · Kopimappe · Bestillingsnr.: 9024203 · © Forlag Malling Beck

$48 - 37 = \underline{\quad}$ 	$66 - 34 = \underline{\quad}$ 
$74 - 32 = \underline{\quad}$ 	$68 - 56 = \underline{\quad}$ 
$42 - 21 = \underline{\quad}$ 	$63 - 42 = \underline{\quad}$ 

Minus med veksling

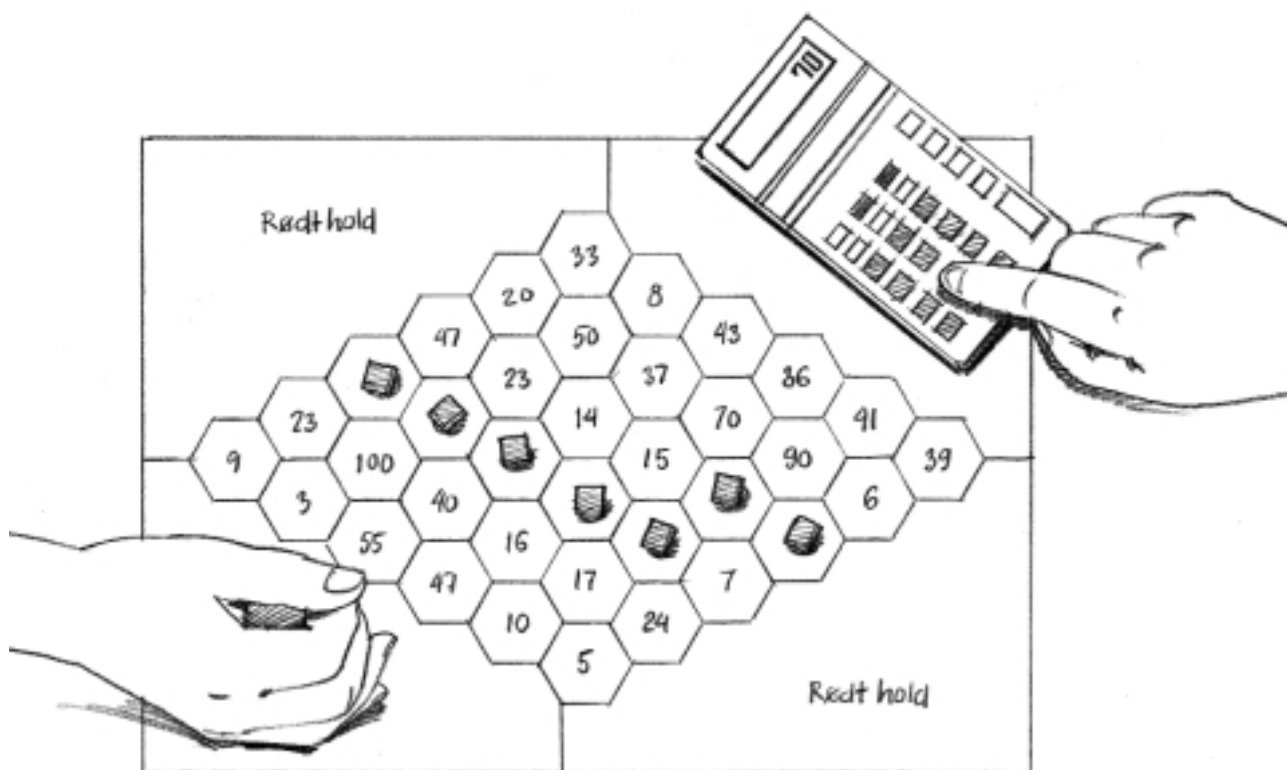
$63 - 35 = \underline{\quad}$ 	$56 - 18 = \underline{\quad}$ 
---	--

Plusspil

120

To eller fire spillere

Spillet går ud på at lave en kæde på tværs af pladen



Spilleregler:

1. Rødt hold vælger to af disse tal:

1 2 3 4 5 6 7 8 9 10 20 30 40 50

2. De to tal lægges sammen

3. Hvis svaret er et af tallene på pladen, sættes en kube på tallet

4. Blåt hold gør det samme

5. Fortsæt, til et af holdene får lavet en kæde

Spilleplade 1

121

Kontext 2A · Kopimappe · Bestillingsnr.: 9024203 · © forlag Malling Beck

Blåt hold

Rødt hold

Rødt hold

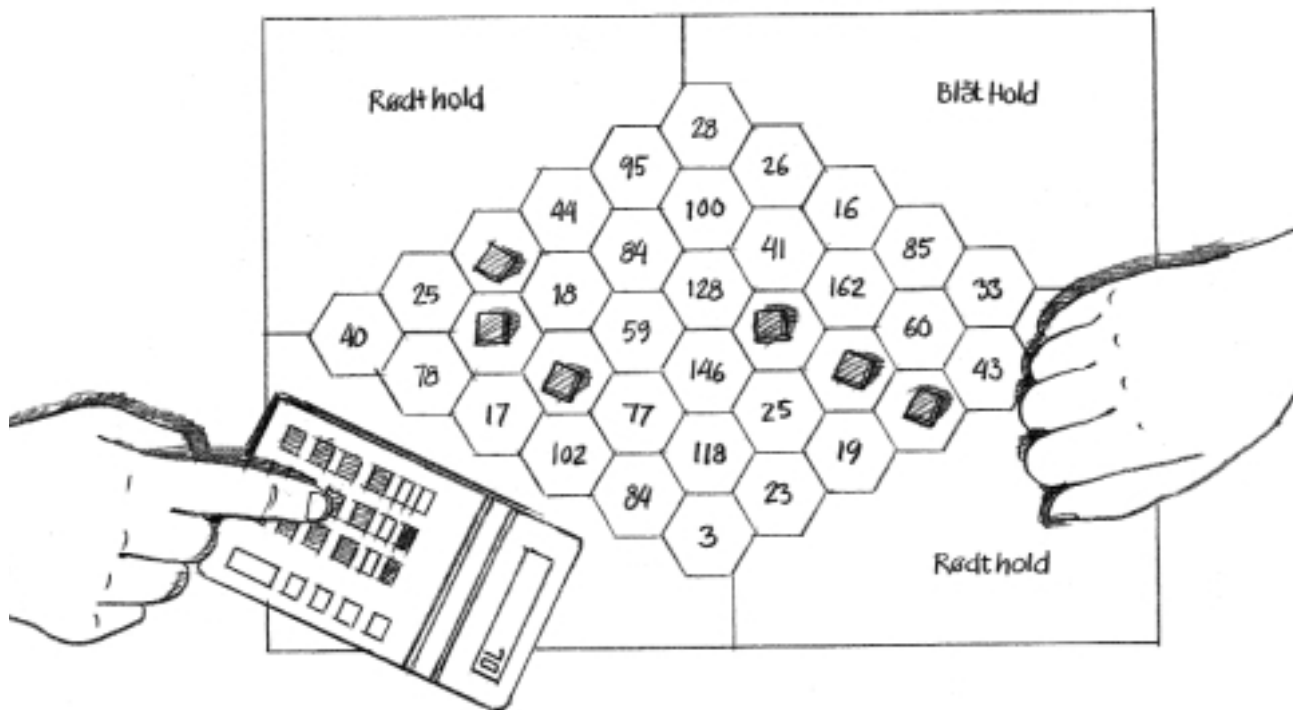
Blåt hold

Plus- og minusspil

122

To eller fire spillere

Spillet går ud på at lave en kæde på tværs af pladen



Spilleregler:

1. Rødt hold vælger to af tallene:

5 28 56 90 12 31 72

2. De to tal lægges sammen, eller der bruges minus

3. Hvis svaret er et af tallene på pladen, sættes en kube på tallet

4. Blåt hold gør det samme

5. Fortsæt, til et af holdene får lavet en kæde

Spilleplade 2

123

Kontext 2A · Kopimappe · Bestillingsnr.: 9024203 · © forlag Malling Beck

NAVN

KLASSE

Pizza

1 pizza

25 g gær

4 dl vand



3 tsk. salt

8 dl mel

2 fed hvidløg

400 g tomat

300 g oksekød

75 g skinke

200 g ost

Andet fyld

140 g tun



3 fed hvidløg

4 spsk. dild

60 g ananas

110 g ost

150 g laks

65 g rejer

200 g torsk

90 g ost

2 pizzaer

_____ g gær

_____ dl vand

_____ tsk. salt

_____ dl mel

_____ fed hvidløg

_____ g tomat

_____ g oksekød

_____ g skinke

_____ g ost



3 pizzaer

_____ g gær

_____ dl vand

_____ tsk. salt

_____ dl mel

_____ fed hvidløg

_____ g tomat

_____ g oksekød

_____ g skinke

_____ g ost



_____ g tun

_____ fed hvidløg

_____ spsk. dild

_____ g ananas

_____ g ost

_____ g laks

_____ g rejer

_____ g torsk

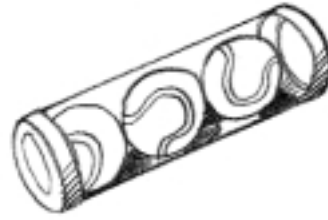
_____ g ost






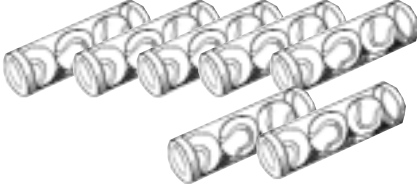


Tennisbolde

125

Tennisbolde købes i rør.
Der er tre bolde i hvert rør.



Hvor mange tennisbolde?

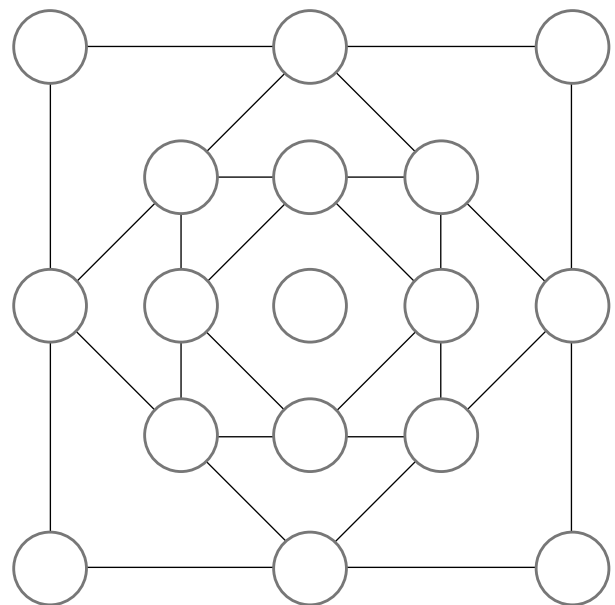
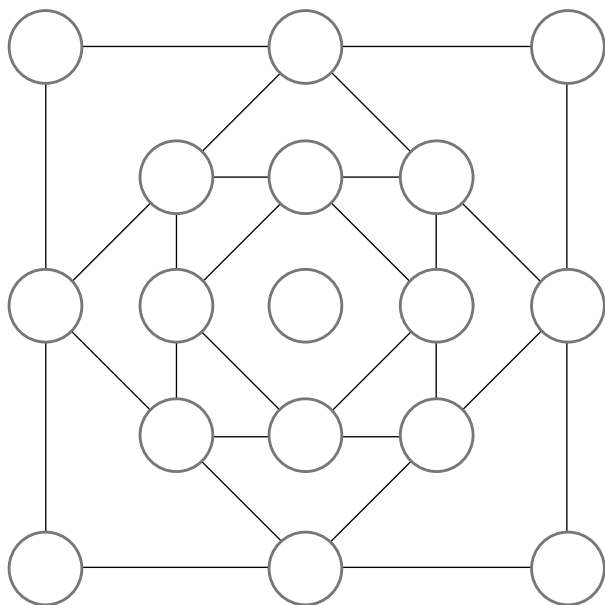
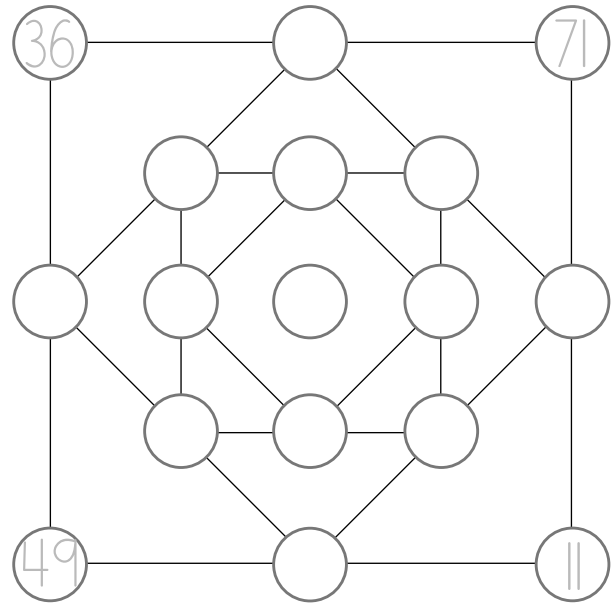
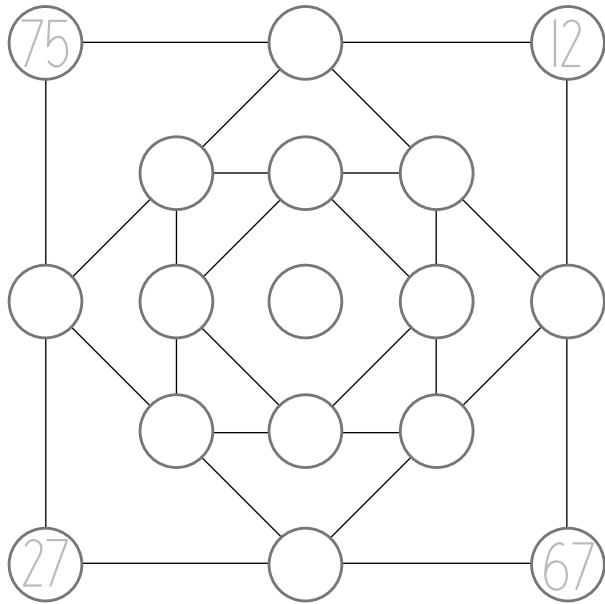
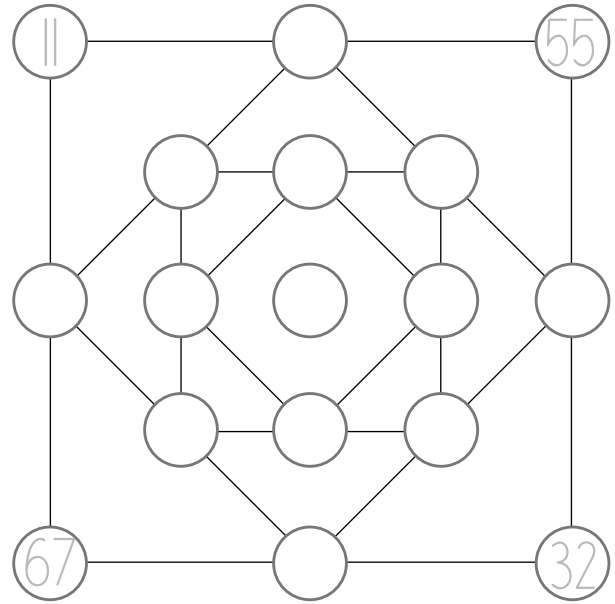
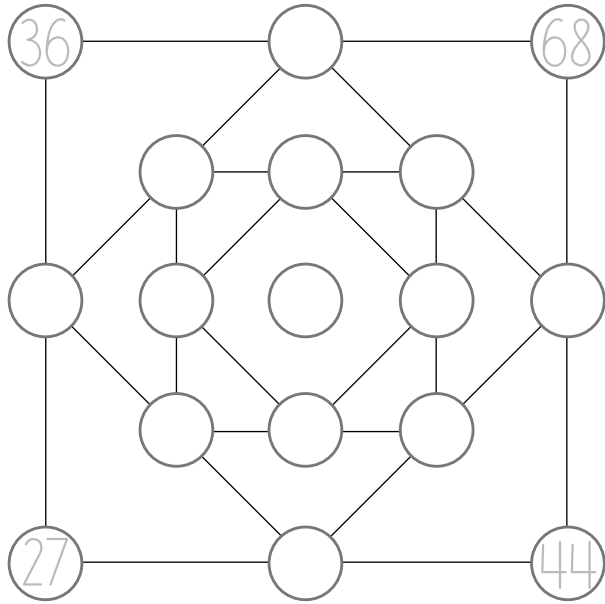
 <p>_____ tennisbolde</p>	 <p>_____ tennisbolde</p>	 <p>_____ tennisbolde</p>
 <p>_____ tennisbolde</p>	 <p>_____ tennisbolde</p>	 <p>_____ tennisbolde</p>

Tegn rørene

12 tennisbolde	18 tennisbolde	21 tennisbolde
30 tennisbolde	33 tennisbolde	39 tennisbolde

Find forskellen

126



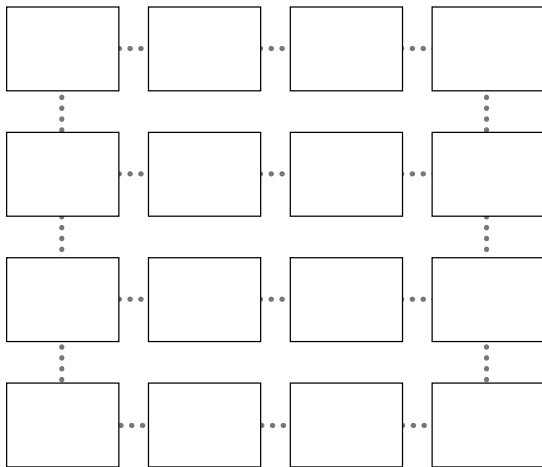
Kontext 2A · Kopimappe · Bestillingnr.: 9024203 · © forlag Malling Beck

NAVN

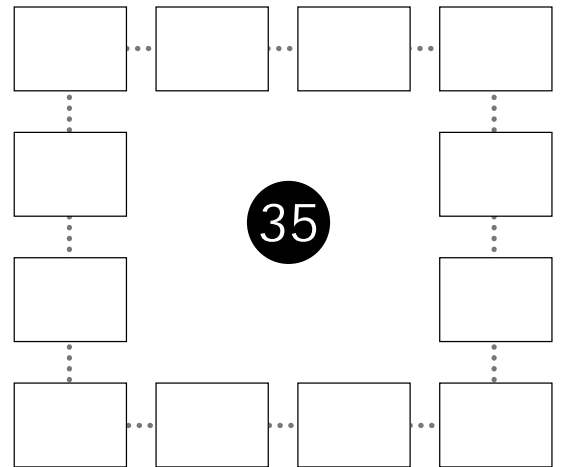
KLASSE

Plus på række

127

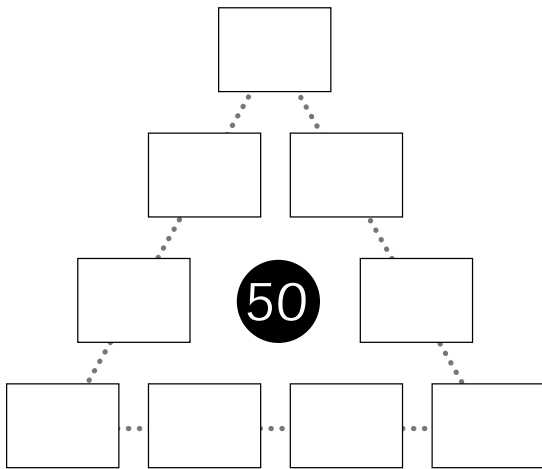


28

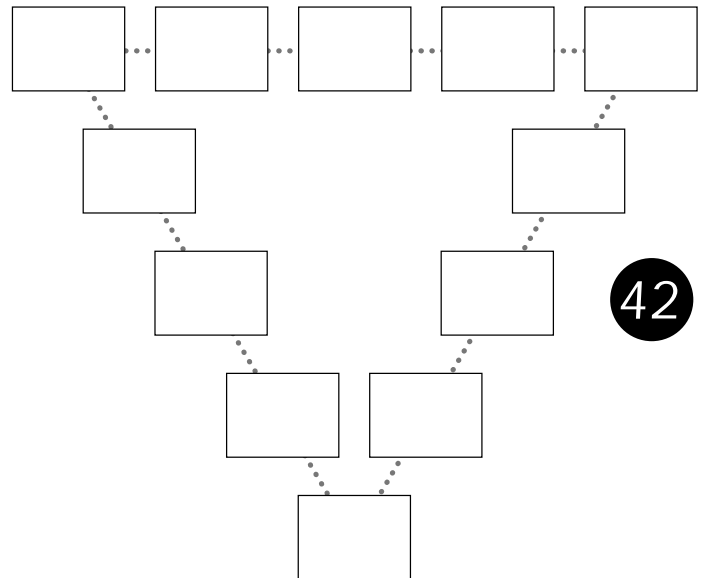


35

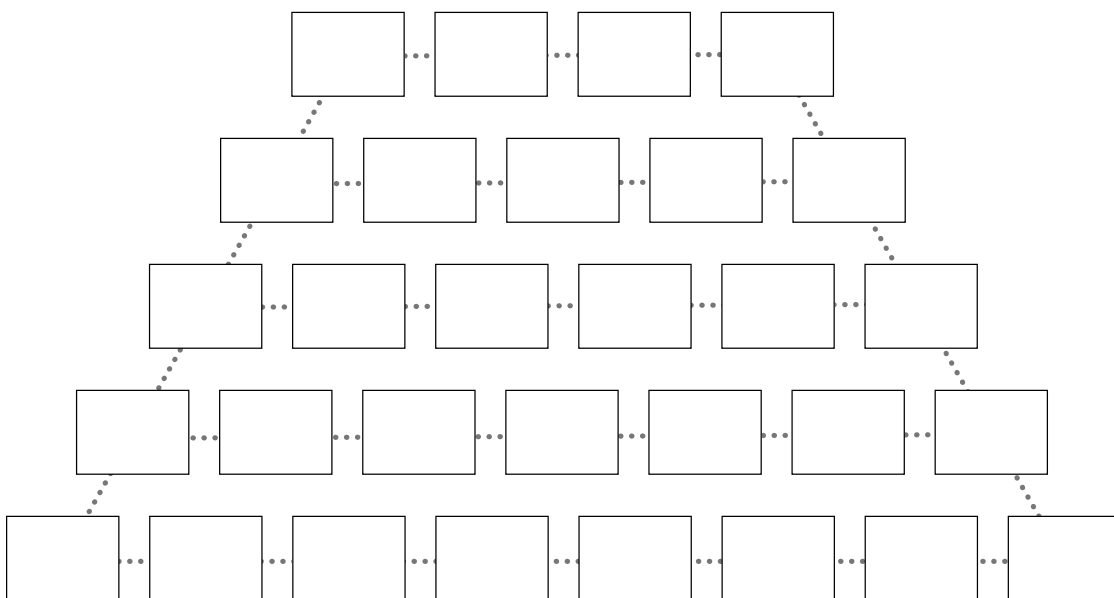
Kontext 2A · Kopimappe · Bestillingsnr.: 9024203 · © forlag Malling Beck



50



42

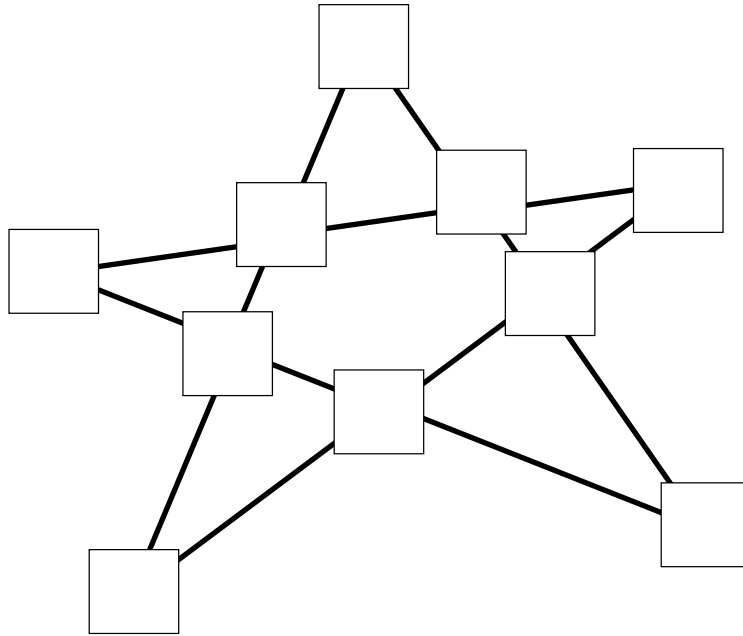


80

Sum 20

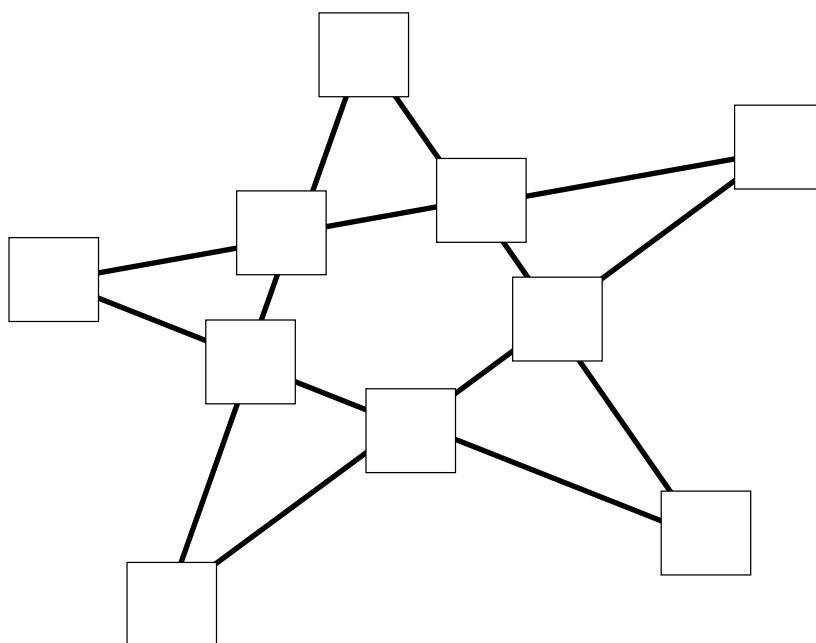
128

3 4 4 4 4 5 5 6 7 8



Sum 100

10 10 10 20 20 30 30 40 40 40



Kontext 2A · Kopimappe · Bestillingsnr.: 9024203 · © forlag Malling Beck

Samme sum

129

20

22

25

33

30

35

28

34

40

42

45

50

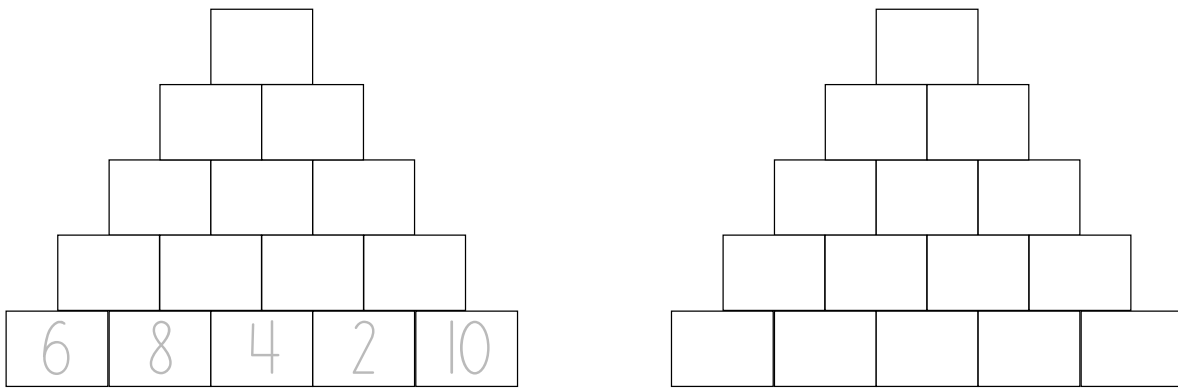
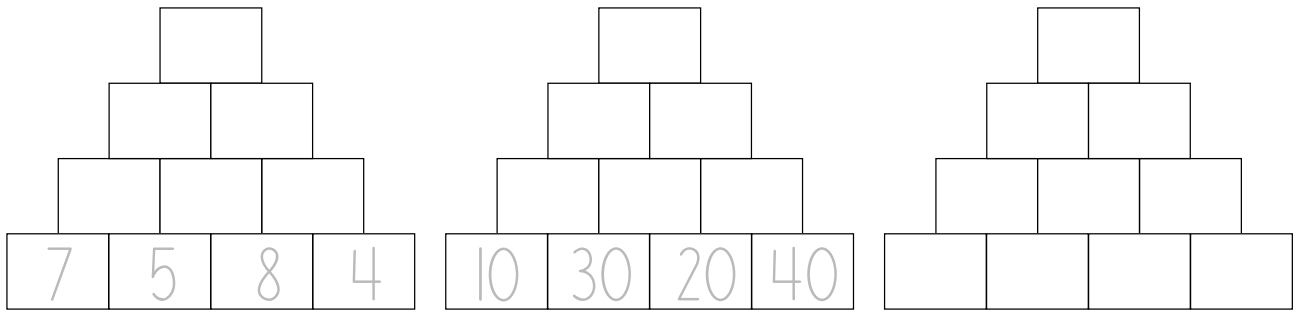
Kontext 2A · Kopimappe · Bestillingsnr.: 9024203 · © Forlag Malling Beck

NAVN

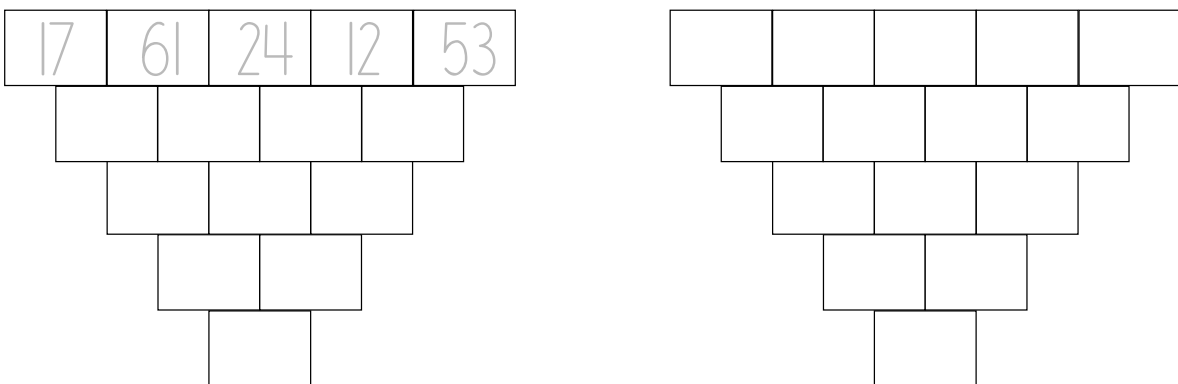
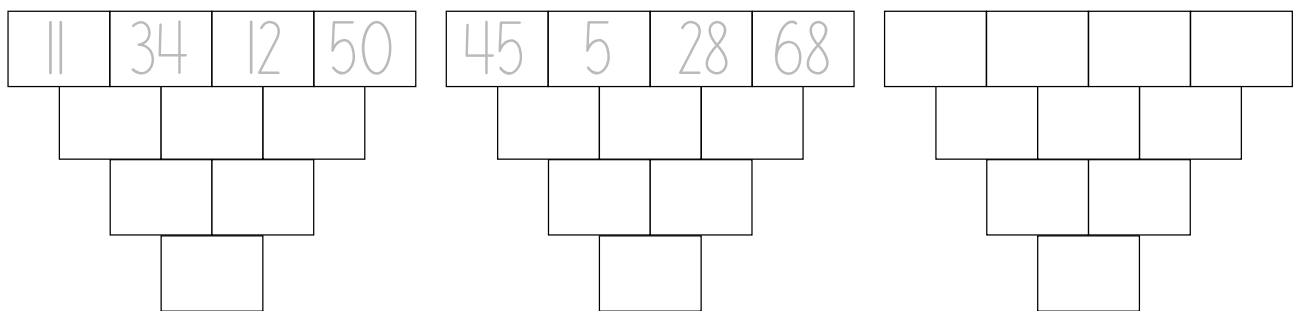
KLASSE

Plus i pyramiden

130



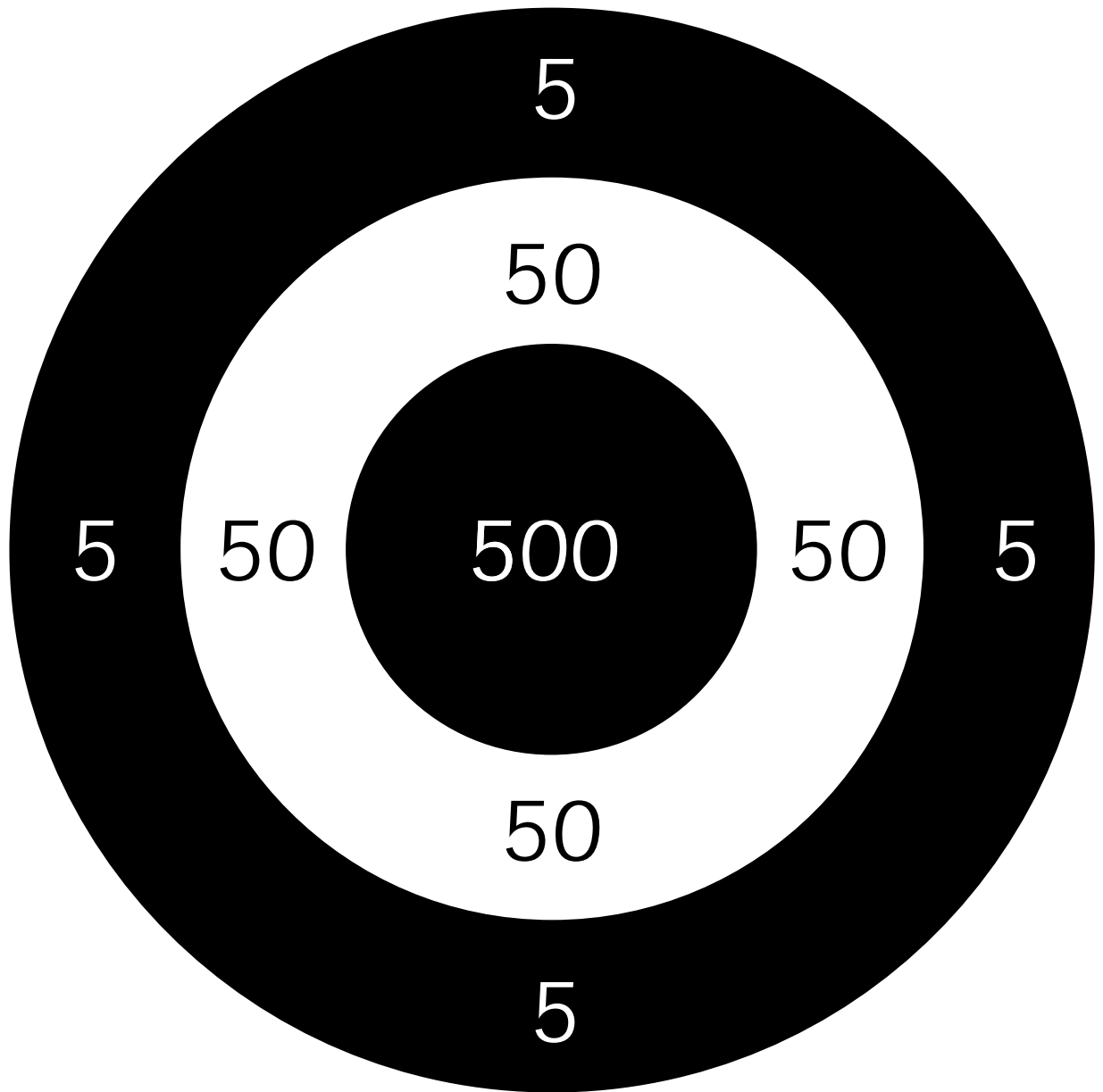
Minus i pyramiden



Kontext 2A · Kopimappe · Bestillingsnr.: 9024203 · © forlag Malling Beck


Pointskive

131



Kontext 2A · Kopimappe · Bestillingsnr.: 9024203 · © forlag Malling Beck

Kapitel 4




DATA OG CHANCE

Hvilken hval er den største?

Hvor mange hvaler?



1. FJOLS



Brug spillekort

Spil 4-6 sammen

Alle har fire kort

Læg kuber på bordet, så der er én mindre end antallet af spillere

Spil Fjols



1. Fjols


132

F	J	O	L	S
F	J	O	L	S
F	J	O	L	S
F	J	O	L	S
F	J	O	L	S
F	J	O	L	S

Kontext 2A · Kopimappe · Bestillingsnr.: 9024203 · © forlag Malling Beck



2. CYKELLØBET



Vælg hver en spillebrik. Træk lod om pladerne

Slå med en terning

Hvis man lander på et felt med +, f.eks. + 4, skal man hoppe 4 frem

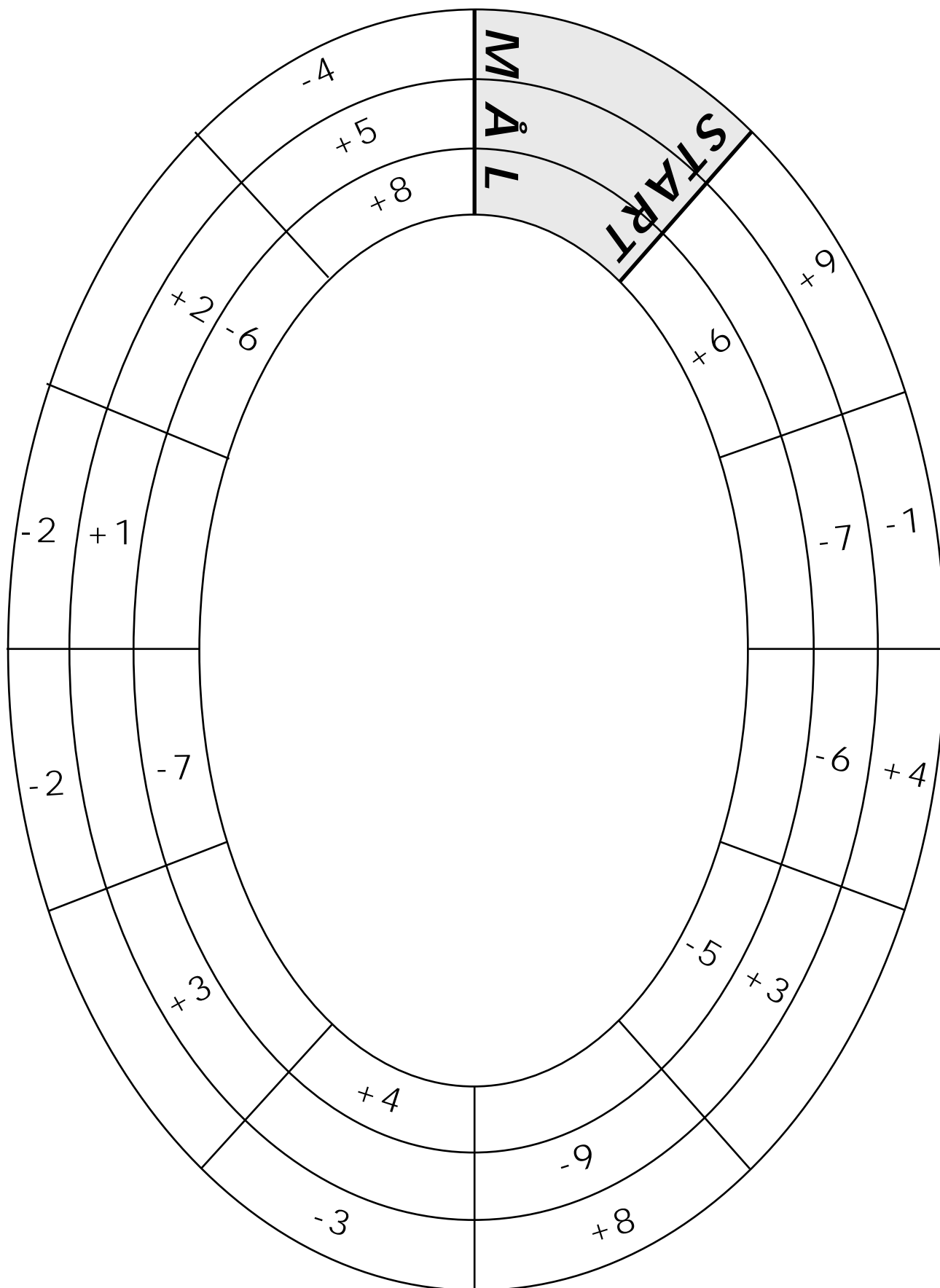
Hvis man lander på et felt med -, f.eks. - 4, skal man hoppe 4 tilbage

Vinderen er den, der først kommer 6 gange rundt

Diskuter om banerne er retfærdige

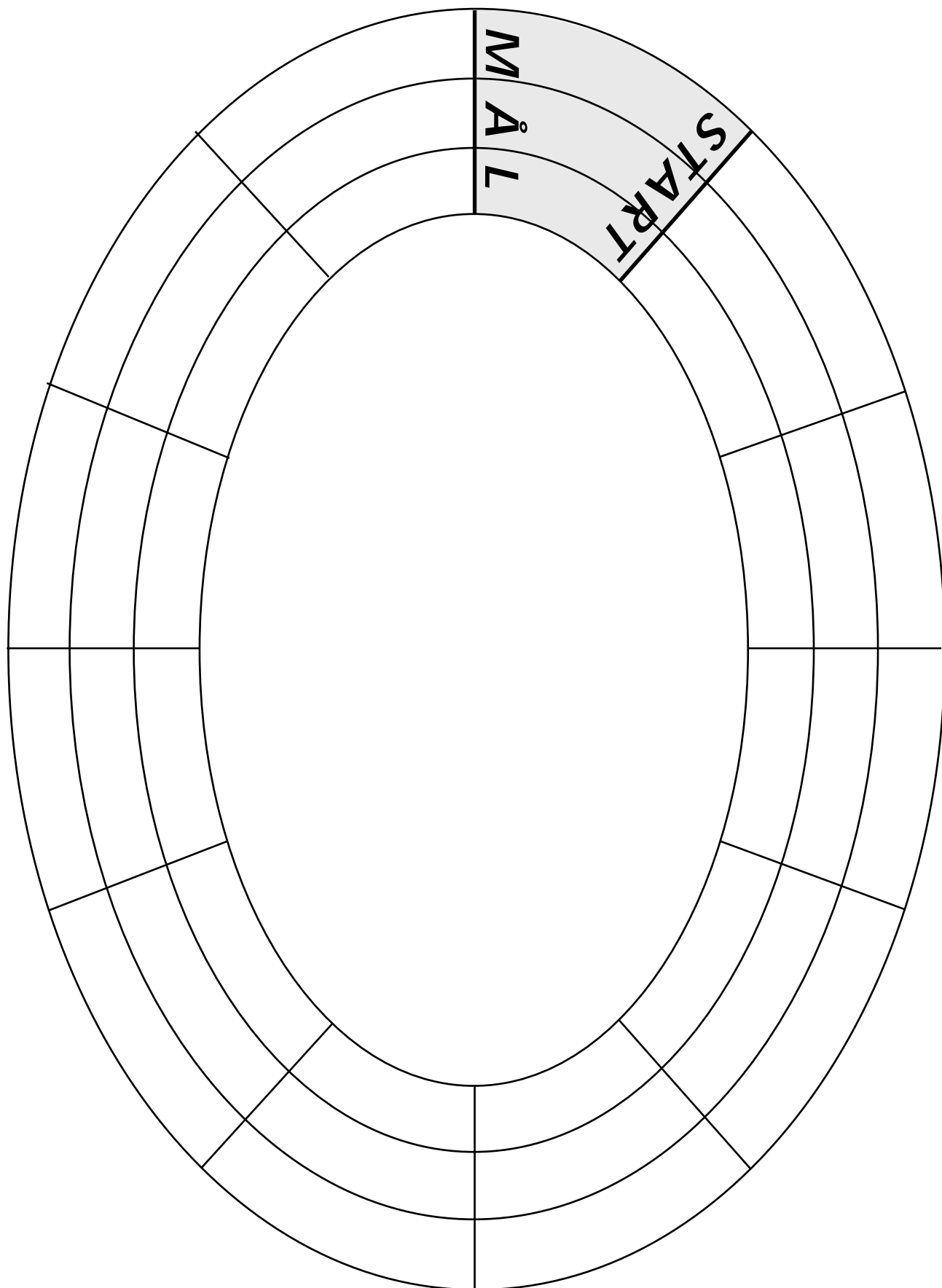
Lav jeres eget cykelløb med retfærdige baner

2. Cykelløbet

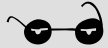


Kontext 2A · Kopimappe · Bestillingsnr.: 9024203 · © forlag Malling Beck


2. Cykelløbet



Kontext 2A · Kopimappe · Bestillingsnr.: 9024203 · © forlag Malling Beck



3. UNDERSØG



Kontext 2A · Kopimappe · Bestillingsnr.: 9024203 · © forlag Malling Beck

Vælg noget, som I vil tælle, f.eks. cykler

Del cyklerne op i grupper, inden I tæller. I kan f.eks. dele dem op i farver, i drenge- og pigecykler osv.

Vis, hvad I fandt ud af for klassen




3. Undersøg

135

Vi har talt: _____

Lavet af: _____



Kontext 2A · Kopimappe · Bestillingsnr.: 9024203 · © forlag Malling Beck

NAVN

KLASSE

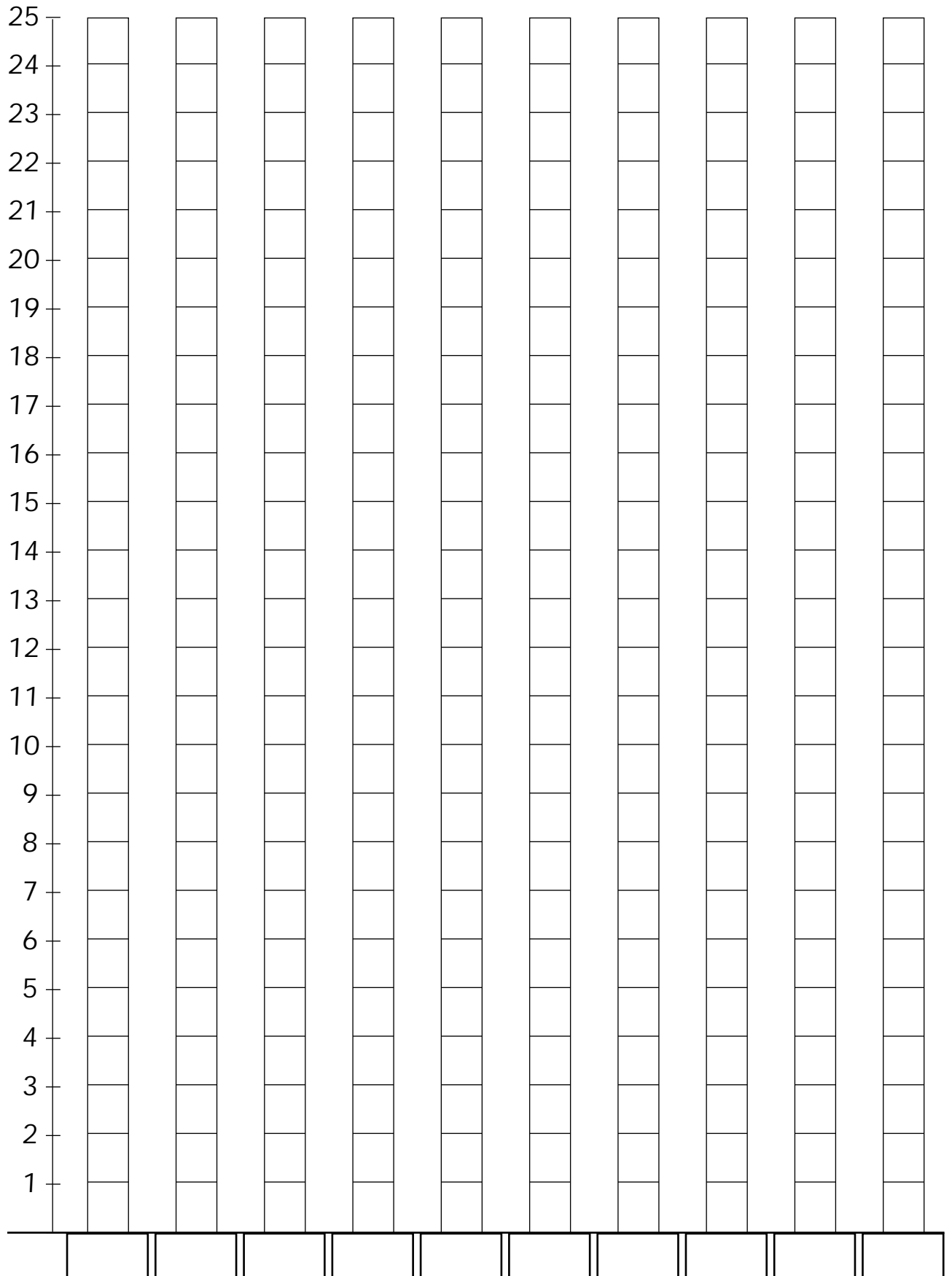


3. Undersøg

136

Vi har talt: _____

Lavet af: _____



Kontext 2A · Kopimappe · Bestillingsnr.: 9024203 · © forlag Malling Beck

NAVN _____

KLASSE _____



3. Undersøg

137

Vi har talt: _____

Lavet af: _____

50									
49									
48									
47									
46									
45									
44									
43									
42									
41									
40									
39									
38									
37									
36									
35									
34									
33									
32									
31									
30									
29									
28									
27									
26									
25									
24									
23									
22									
21									
20									
19									
18									
17									
16									
15									
14									
13									
12									
11									
10									
9									
8									
7									
6									
5									
4									
3									
2									
1									

Kontext 2A · Kopimappe · Bestillingsnr.: 9024203 · © forlag Malling Beck

NAVN

KLASSE




3. Undersøg

138

Vi har talt:

Lavet af:




Kontext 2A · Kopimappe · Bestillingsnr.: 9024203 · © forlag Malling Beck

NAVN

KLASSE



4. TÅRNE



Du skal bruge:

Kuber

Arbejdsark:

139	140	141
-----	-----	-----

Tag kuber i forskellige farver

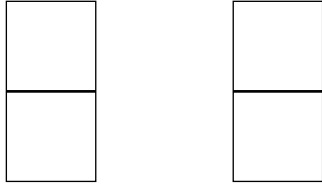
Hvor mange forskellige tårne kan du bygge, når du skal bruge to kuber? Tre kuber? Fire kuber?



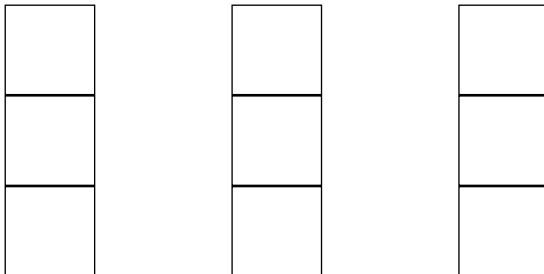
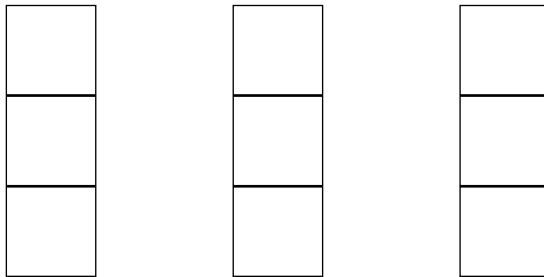
4. Tårne

139

Hvor mange 2-tårne med to farver?



Hvor mange 3-tårne med tre farver?





4. Tårne

140

Hvor mange 4-tårne med fire farver?

Kontext 2A · Kopimappe · Bestillingsnr.: 9024203 · © forlag Malling Beck









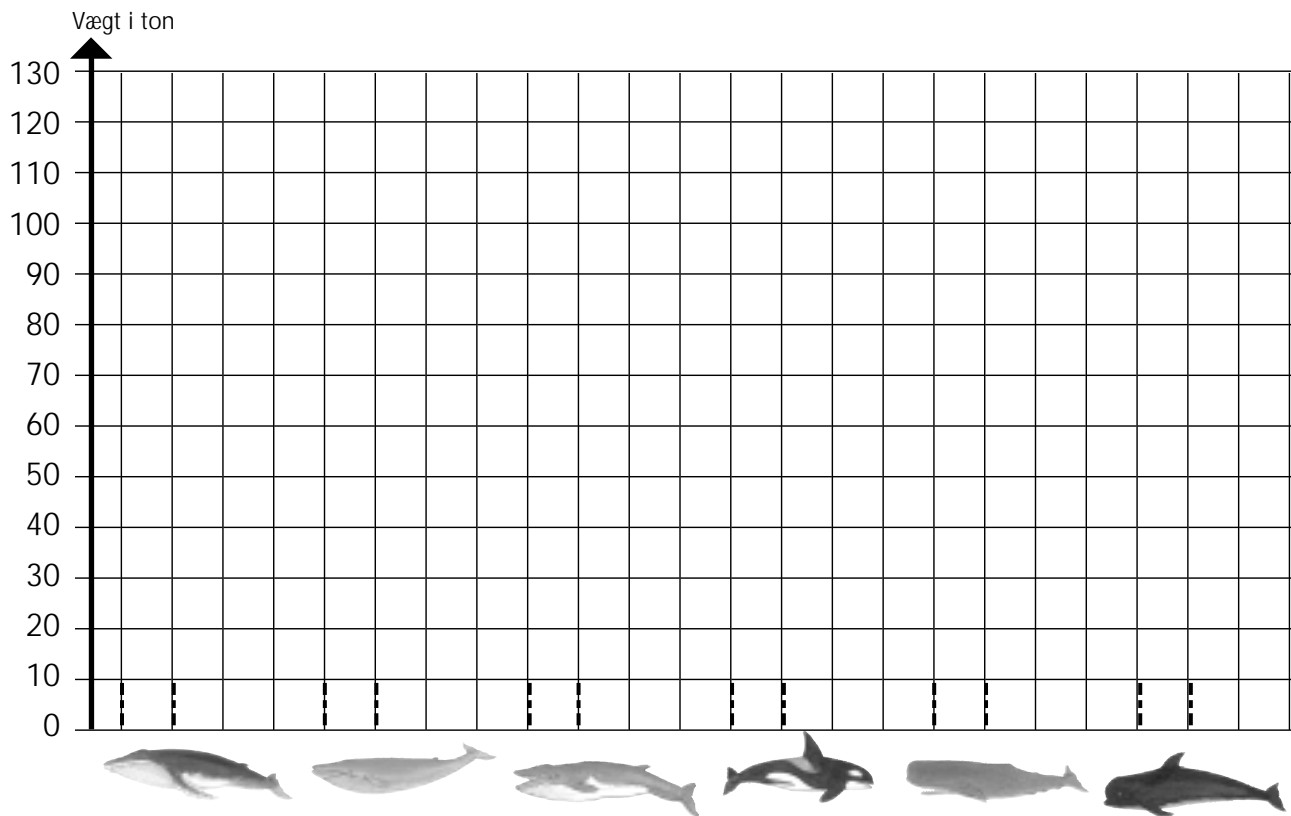
4. Tårne

Hvor mange 5-tårne med fem farver?

Kontext 2A · Kopimappe · Bestillingsnr.: 9024203 · © forlag Malling Beck

Hvalers vægt

Hval						
Vægt						




Hvilken hval vejer mest? _____

Hvilken hval vejer mindst? _____

Hvor stor er forskellen på den tungeste og letteste hval?







Farv spækhuggeren

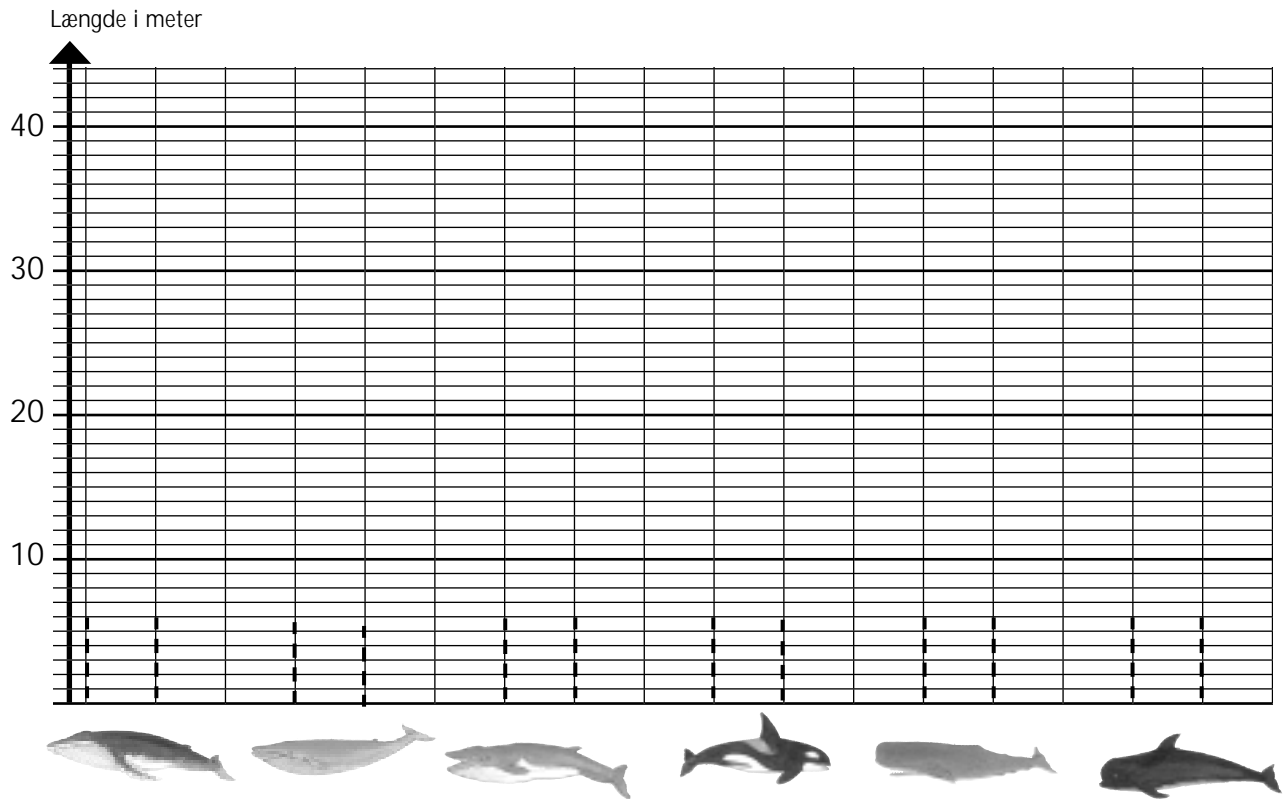


Kontext 2A · Kopimappe · Bestillingsnr.: 9024203 · © forlag Malling Beck

Hvalers længde

143

Hval						
Længde						



Kontext 2A · Kopimappe · Bestillingsnr.: 9024203 · © forlag Malling Beck

Hvilken hval er den længste? _____

Hvilken hval er den korteste? _____

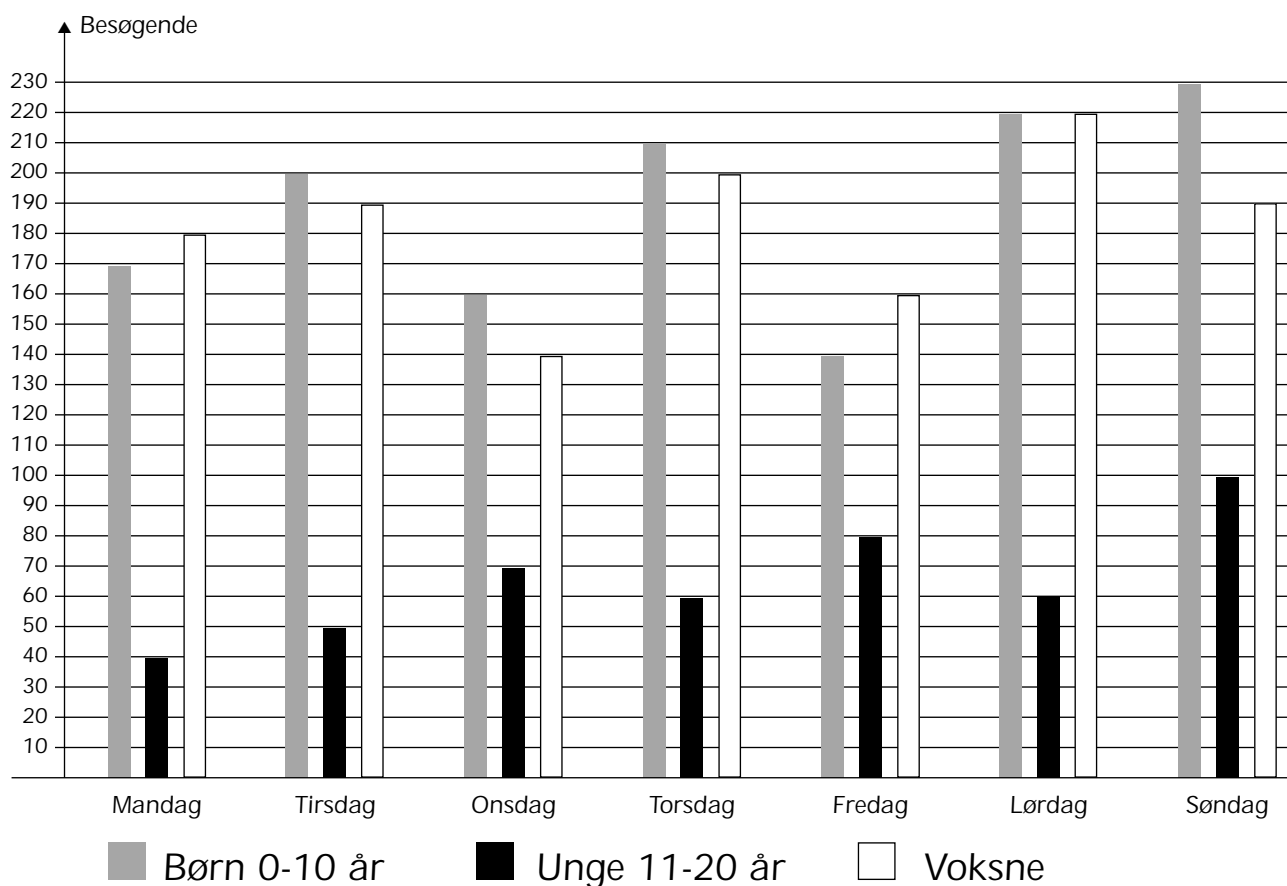
Hvor stor er forskellen?

Farv kaskelothvalen



Hvalcentret

I ferien besøges Hvalcentret ofte




Udfyld skemaet

	■ Børn	■ Unge	□ Voksne
Mandag	170	40	
Tirsdag			
Onsdag			
Torsdag			
Fredag			
Lørdag			
Søndag			

Hvad koster en hvalfigur?








145



Du køber	Pris	Mønter	Du betaler med 100 kr. Hvad får du tilbage?
	$18 + 30 = 48$ kr		52 kr

Kontext 2A · Kopimappe · Bestillingsnr.: 9024203 · © Forlag Malling Beck

Miniyatzy med fem terninger

Navn				
				
				
				
				
				
				
I alt 				

I skal bruge fem terninger

Slå tre gange

Det gælder om at få så mange af de samme øjental







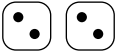








Fire toere giver otte point, fordi der i alt er otte øjne

Vinderen er den, der får flest point







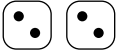




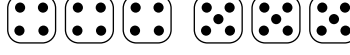






Yatzy med fem terninger

147

Kontext 2A · Kopimappe · Bestillingsnr.: 9024203 · © forlag Malling Beck

Navn				
				
				
				
				
				
				
Sum				
Bonus 50				
1 par 				
2 par 				
3 ens 				
4 ens 				
Lille 				
Stor 				
Hus 				
Chance				
Yatzy + 50 				
I alt 				


Yatzy med seks terninger

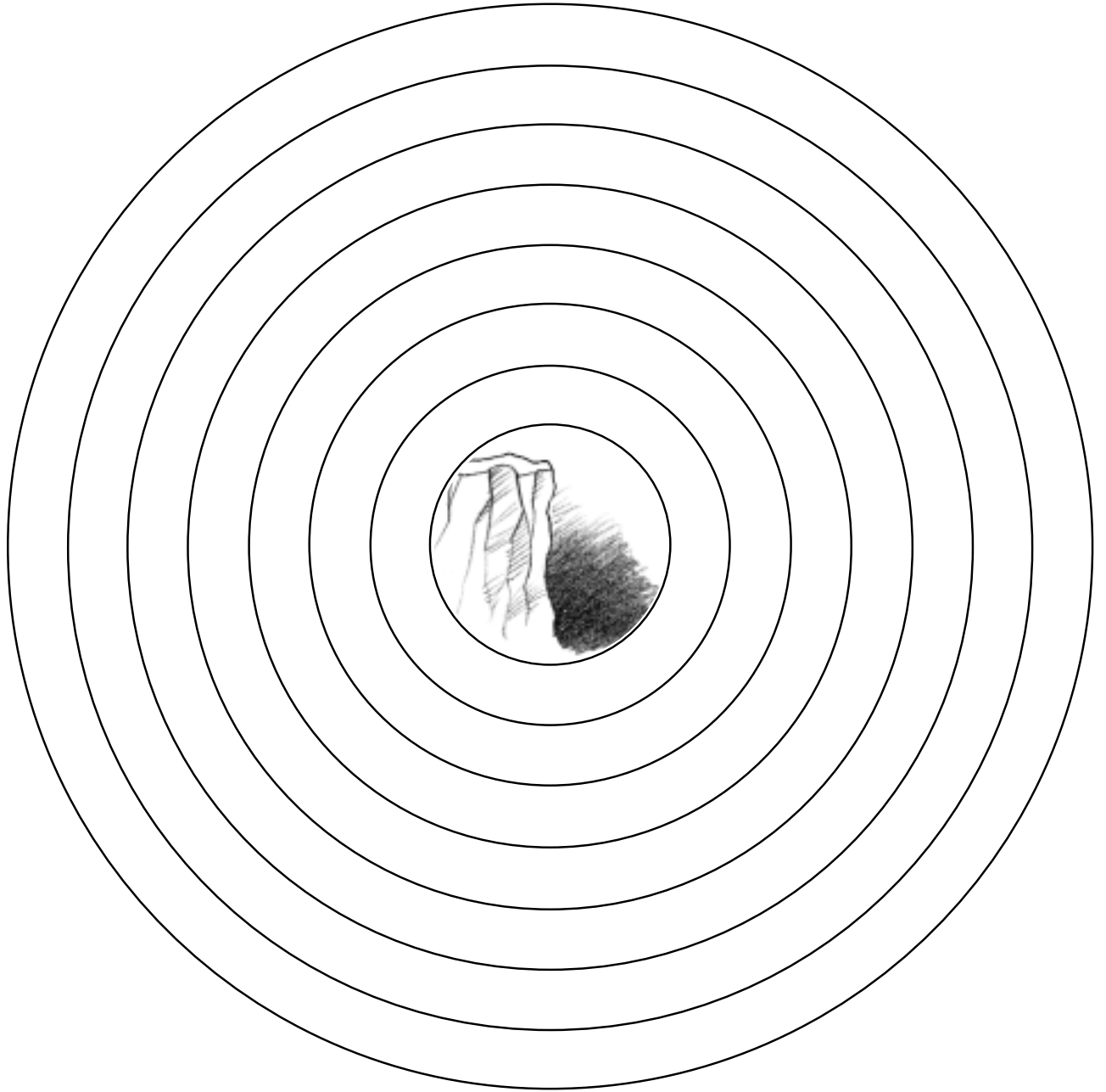
Navn				
				
				
				
				
				
				
Sum				
Bonus 50				
1 par 				
2 par 				
3 par 				
3 ens 				
4 ens 				
2 x 3 ens 				
Lille 				
Stor 				
Cameron 				
Hus 				
Chance				
Yatzy +100 				
I alt 				

Kontext 2A · Kopimappe · Bestillingsnr.: 9024203 · © forlag Malling Beck

Afgrunden

149

Kontext 2A · Kopimappe · Bestillingsnr.: 9024203 · © forlag Malling Beck 



Brug lommeregneren

150

Regn 10 og kontroller

$34 + 18 = \underline{\hspace{2cm}}$

$17 + 25 = \underline{\hspace{2cm}}$

$119 + 27 = \underline{\hspace{2cm}}$

$519 + 312 = \underline{\hspace{2cm}}$

$788 + 199 = \underline{\hspace{2cm}}$

$93 + 13 = \underline{\hspace{2cm}}$

$39 - 18 = \underline{\hspace{2cm}}$

$112 - 38 = \underline{\hspace{2cm}}$

$338 - 99 = \underline{\hspace{2cm}}$

$519 - 68 = \underline{\hspace{2cm}}$

$400 - 138 = \underline{\hspace{2cm}}$

$313 + 87 = \underline{\hspace{2cm}}$

Regn i hovedet og kontroller

$19 + 8 = \underline{\hspace{2cm}}$

$632 - 232 = \underline{\hspace{2cm}}$

$33 + 33 = \underline{\hspace{2cm}}$

$125 + 19 = \underline{\hspace{2cm}}$

$140 + 140 = \underline{\hspace{2cm}}$

$25 + 111 = \underline{\hspace{2cm}}$

$789 - 89 = \underline{\hspace{2cm}}$

$230 + 70 = \underline{\hspace{2cm}}$

$42 + 84 = \underline{\hspace{2cm}}$

$300 - 98 = \underline{\hspace{2cm}}$

$1000 + 50 + 5 = \underline{\hspace{2cm}}$

$212 + 56 = \underline{\hspace{2cm}}$

Lav 3 plusstykker, som giver 2000

$\underline{\hspace{2cm}} + \underline{\hspace{2cm}} = \underline{\hspace{2cm}}$

$\underline{\hspace{2cm}} + \underline{\hspace{2cm}} = \underline{\hspace{2cm}}$

$\underline{\hspace{2cm}} + \underline{\hspace{2cm}} = \underline{\hspace{2cm}}$

Lav 3 minusstykker, som giver 2000

$\underline{\hspace{2cm}} - \underline{\hspace{2cm}} = \underline{\hspace{2cm}}$

$\underline{\hspace{2cm}} - \underline{\hspace{2cm}} = \underline{\hspace{2cm}}$

$\underline{\hspace{2cm}} - \underline{\hspace{2cm}} = \underline{\hspace{2cm}}$



SERVICEARK


Taltavlen

151

110	111	112	113	114	115	116	117	118	119
100	101	102	103	104	105	106	107	108	109
90	91	92	93	94	95	96	97	98	99
80	81	82	83	84	85	86	87	88	89
70	71	72	73	74	75	76	77	78	79
60	61	62	63	64	65	66	67	68	69
50	51	52	53	54	55	56	57	58	59
40	41	42	43	44	45	46	47	48	49
30	31	32	33	34	35	36	37	38	39
20	21	22	23	24	25	26	27	28	29
10	11	12	13	14	15	16	17	18	19
0	1	2	3	4	5	6	7	8	9

Kvadratpapir

152




Kontext 2A · Kopimappe · Bestillingsnr.: 9024203 · © forlag Malling Beck

NAVN

KLASSE

Trekantpapir


153




Kontext 2A · Kopimappe · Bestillingsnr.: 9024203 · © forlag Malling Beck

Prikpapier


154



Kontext 2A · Kopimappe · Bestillingsnr.: 9024203 · © Forlag Malling Beck 

Isometrisk papir

155




Kontext 2A · Kopimappe · Bestillingsnr.: 9024203 · © forlag Malling Beck

NAVN

KLASSE

25 øre


156



Kontext 2A · Kopimappe · Bestillingnr.: 9024203 · © Forlag Malling Beck

50 øre

157




Kontext ZA · Kopimappe · Bestillingsnr.: 9024203 · © forlag Malling Beck

NAVN


KLASSE

1 krone

158

2 kroner

159




Kontext ZA · Kopimappe · Bestillingsnr.: 9024203 · © forlag Malling Beck

NAVN

KLASSE

5 kroner

160




Kontext 2A · Kopimappe · Bestillingsnr.: 9024203 · © Forlag Malling Beck

NAVN

KLASSE

10 kroner

161




Kontext ZA · Kopimappe · Bestillingsnr.: 9024203 · © forlag Malling Beck

NAVN

KLASSE

20 kroner











162



Kontext 2A · Kopimappe · Bestillingsnr.: 9024203 · © Forlag Malling Beck

50 kroner

163



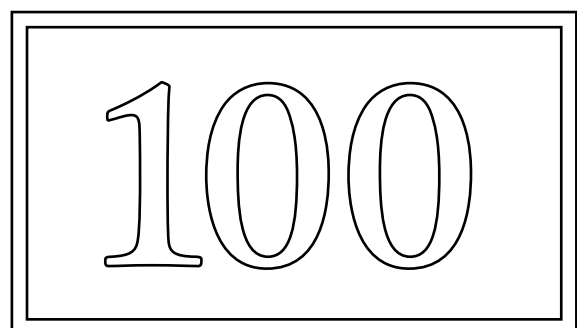
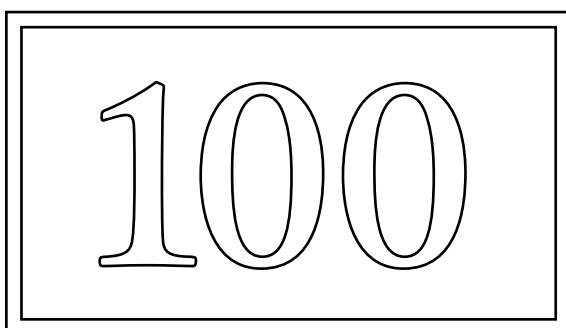
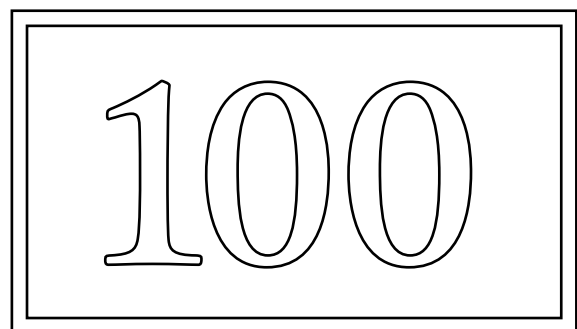
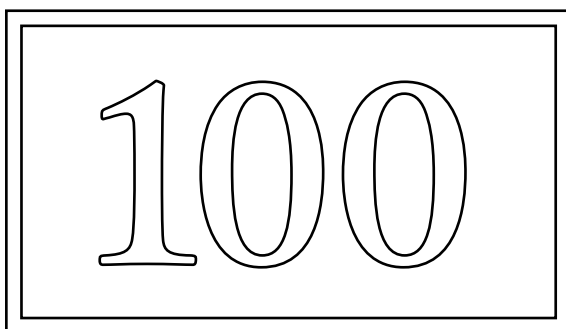






Kontext ZA · Kopimappe · Bestillingsnr.: 9024203 · © forlag Malling Beck

NAVN

KLASSE

100 kroner

164









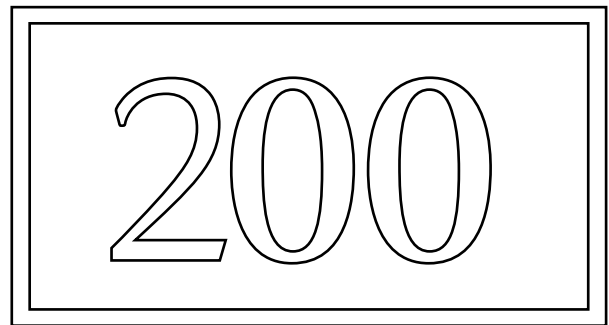



Kontext 2A · Kopimappe · Bestillingsnr.: 9024203 · © Forlag Malling Beck

NAVN

KLASSE

200 kroner

165



Kontext ZA · Kopimappe · Bestillingsnr.: 9024203 · © forlag Malling Beck

500 kroner

166

500

500

500

500

500

500

500

500

500

500

Kontext 2A · Kopimappe · Bestillingsnr.: 9024203 · © Forlag Malling Beck

1000 kroner

167

1000

1000

1000

1000

1000

1000

1000

1000



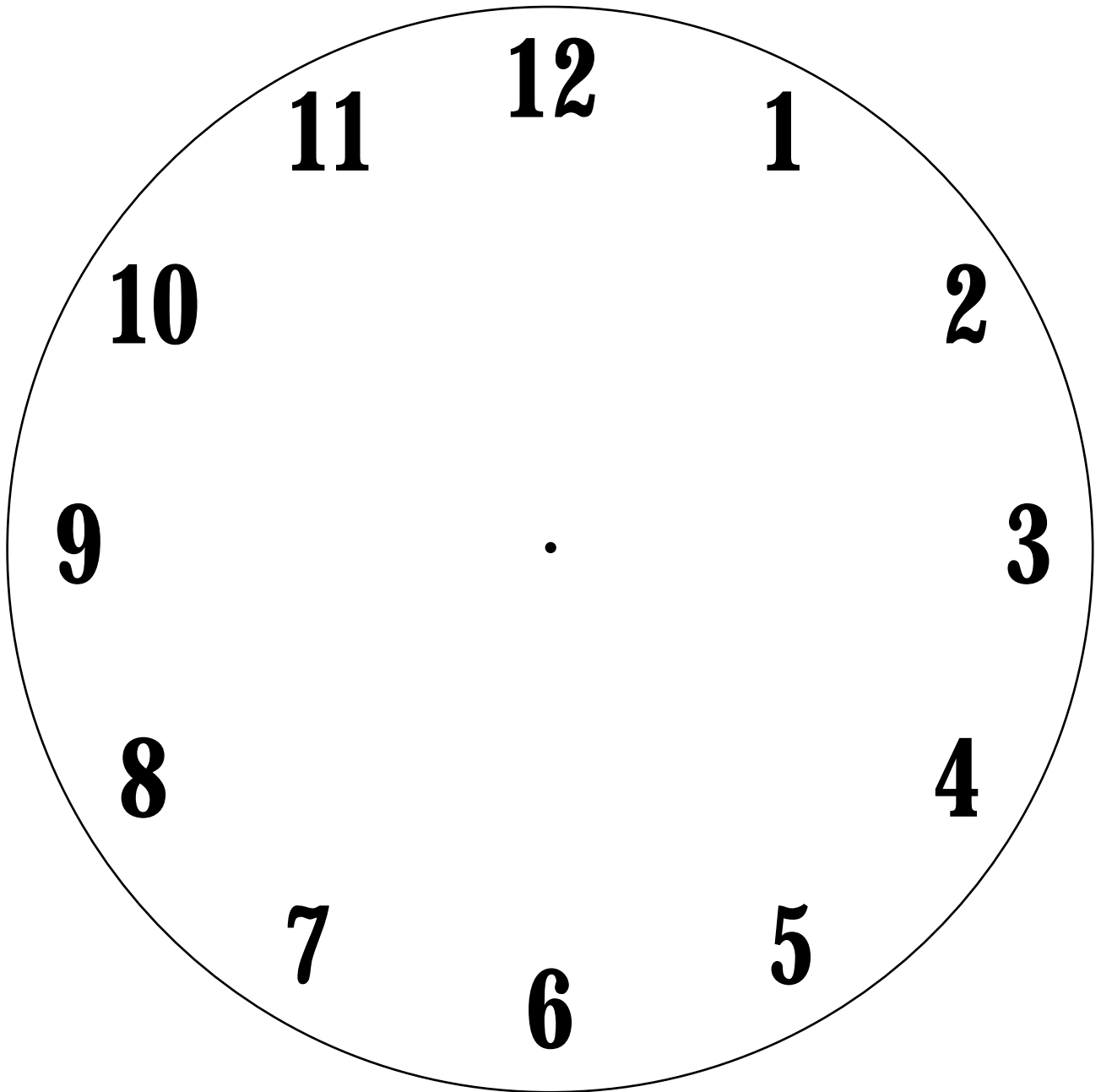
1000

1000

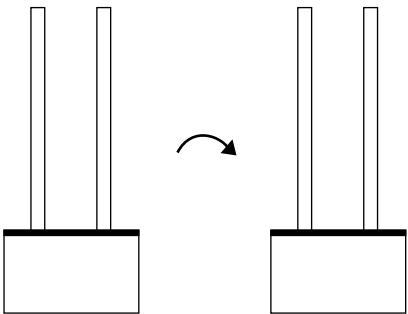
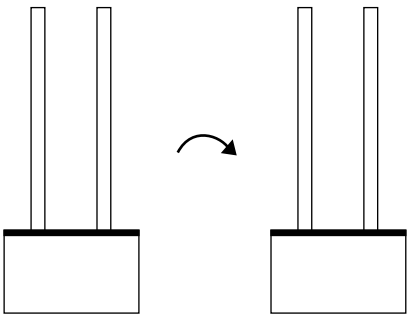
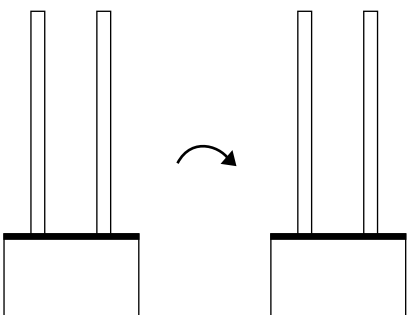
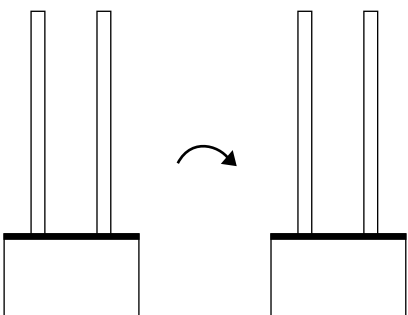
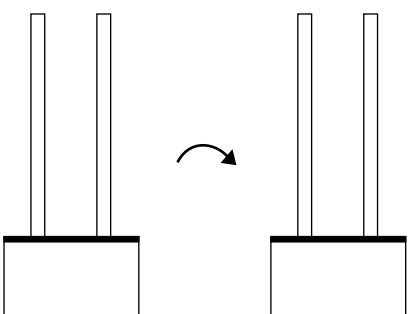
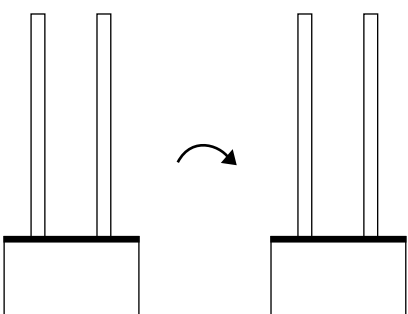
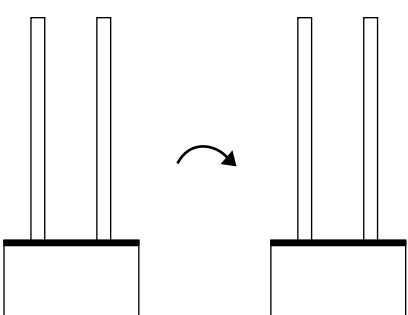
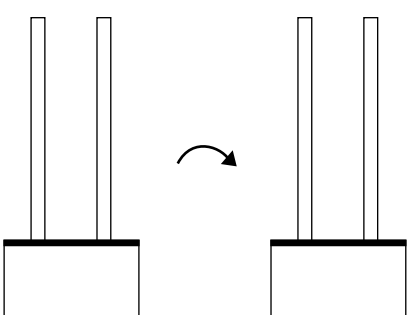
Kontext ZA · Kopimappe · Bestillingsnr.: 9024203 · © forlag Malling Beck

Ur

Kontext 2A · Kopimappe · Bestillingsnr.: 9024203 · © Forlag Malling Beck



Minus

$\underline{\quad} - \underline{\quad} = \underline{\quad}$ 	$\underline{\quad} - \underline{\quad} = \underline{\quad}$ 
$\underline{\quad} - \underline{\quad} = \underline{\quad}$ 	$\underline{\quad} - \underline{\quad} = \underline{\quad}$ 
$\underline{\quad} - \underline{\quad} = \underline{\quad}$ 	$\underline{\quad} - \underline{\quad} = \underline{\quad}$ 
$\underline{\quad} - \underline{\quad} = \underline{\quad}$ 	$\underline{\quad} - \underline{\quad} = \underline{\quad}$ 

Kontext 2A · Kopimappe · Bestillingsnr.: 9024203 · © forlag Malling Beck

Minus med veksling

Kontext 2A · Kopimappe · Bestillingsnr.: 9024203 · © forlag Malling Beck

$\underline{\quad} - \underline{\quad} = \underline{\quad}$	$\underline{\quad} - \underline{\quad} = \underline{\quad}$
$\underline{\quad} - \underline{\quad} = \underline{\quad}$	$\underline{\quad} - \underline{\quad} = \underline{\quad}$
$\underline{\quad} - \underline{\quad} = \underline{\quad}$	$\underline{\quad} - \underline{\quad} = \underline{\quad}$

Lav selv-brikker

171



Kontext 2A · Kopimappe · Bestillingsnr.: 9024203 · © forlag Malling Beck

