


Tegn cirkler og rum

60



1 Tegn tre cirkler med fem rum.

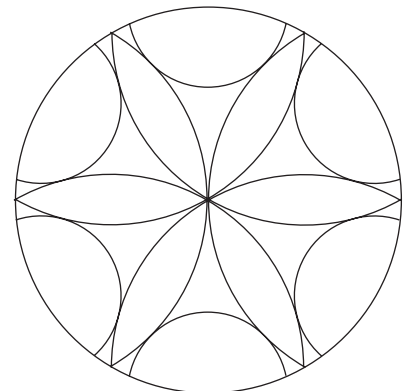
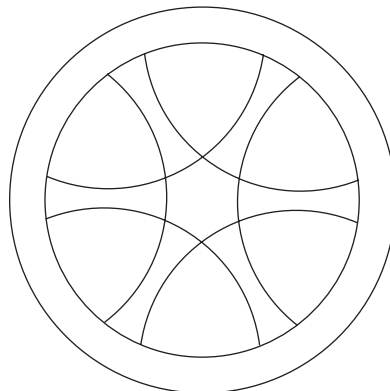

2 Tegn fire cirkler med syv rum.



3 Undersøg om fire cirkler kan blive til 13 rum. Lav opgaven på et andet papir.

4 Lav en cirkel- og rumopgave til en af de andre.

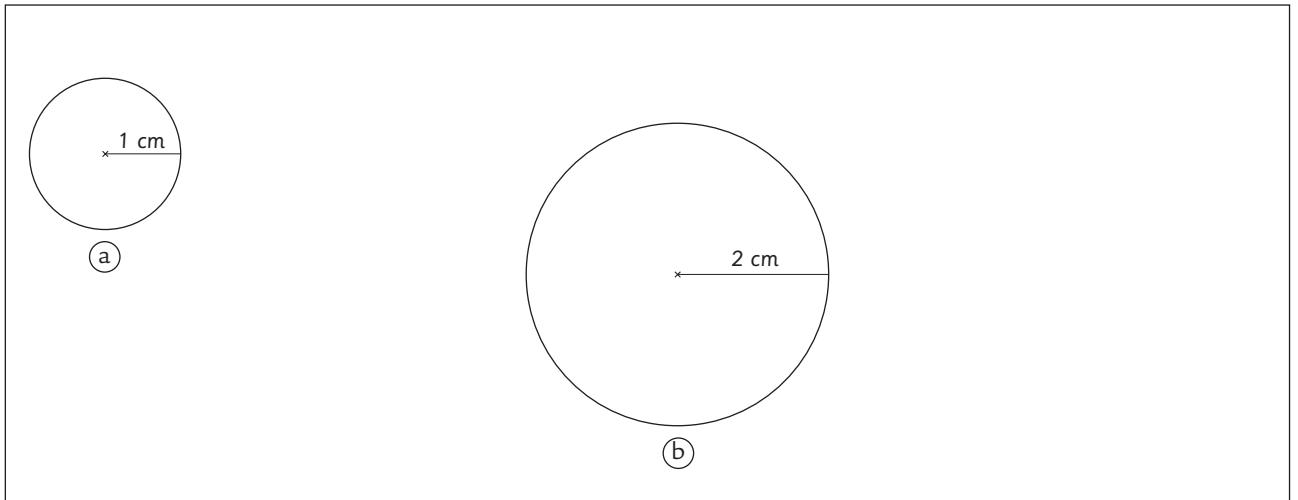
5 Farv et mønster.




Passeren

61

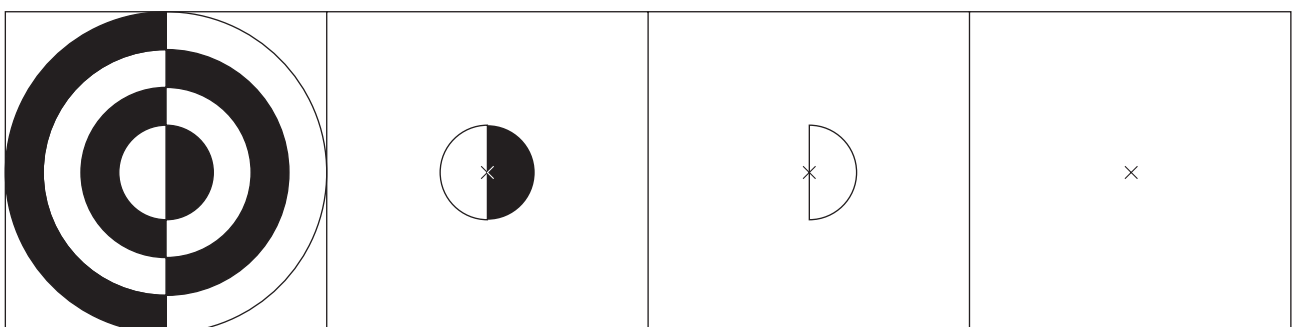
1 Tegn en større cirkel end Ⓐ. Tegn en større cirkel end Ⓑ.



2 Tegn fire cirkler. Afstanden mellem passerbenene skal være 1 cm, 2 cm, 3 cm og 4 cm.

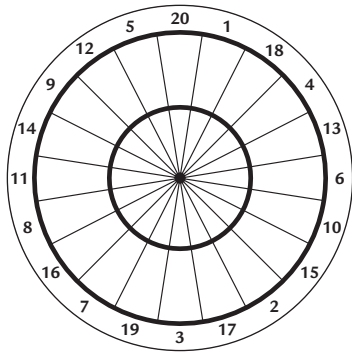


3 Gør cirkelmønstret færdigt.

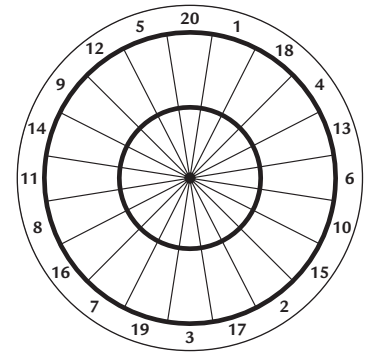



Skyd med fire pile

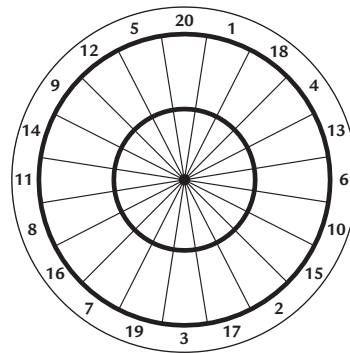

1 Sæt pile eller udregn.




64



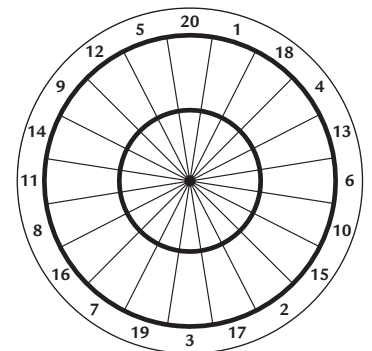
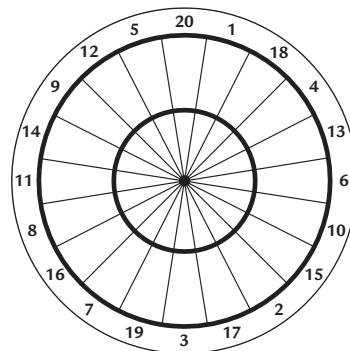
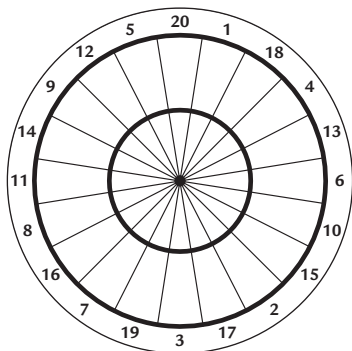
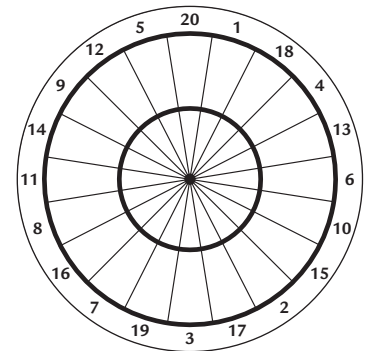
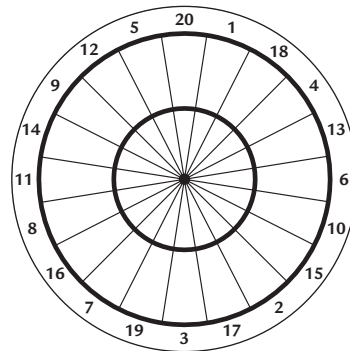
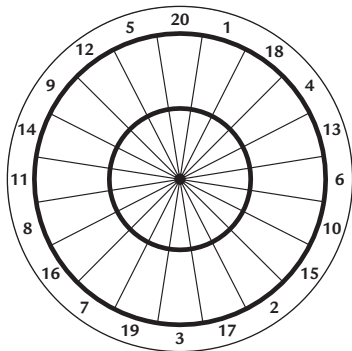
82



110

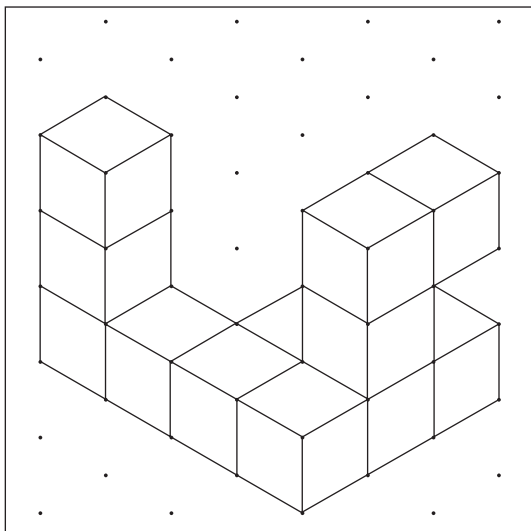


2 Tegn selv pile og skriv resultatet.







Byg figurer

1 Byg figuren med centicubes. Tegn den set forfra, oppefra og fra siden.



2 Byg eller tegn til en anden.



Kuber i kasser

1 Hvor mange kuber kan der være i kasserne?

I alt _____

I alt _____

I alt _____


I alt _____

2 Find arealet af siderne

- | | | | |
|-----------------------|-----------------------|-----------------------|-----------------------|
| a _____ cm^2 | d _____ cm^2 | g _____ cm^2 | j _____ cm^2 |
| b _____ cm^2 | e _____ cm^2 | h _____ cm^2 | k _____ cm^2 |
| c _____ cm^2 | f _____ cm^2 | i _____ cm^2 | l _____ cm^2 |

Rumlige figurer

1 Tegn tre forskellige terninger og skriv, hvor store de er.


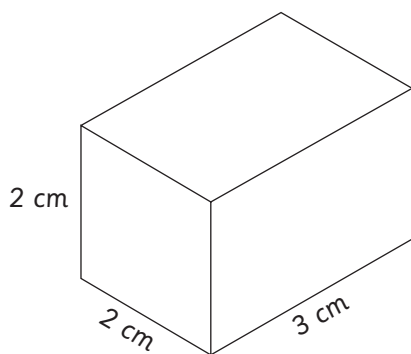


I alt _____ 

I alt _____ 

I alt _____ 

2 Tegn en udfoldning af kassen.



Kontext 3A · Kopmappe · Bestillingsnr.: 9024303 · © forlag Malling Beck

Mønstre

66

Farv dit eget mønster.

