




# 3. BYG FIGURER PÅ SØMBRÆT



## 12 forskellige trekanter

Lav 12 forskellige trekanter på et sømbært.  
 Tegn dem på arbejdsark 42.

## Figurer med mange kanter

Lav en sekskant på arbejdsark 43. Fortsæt med at lave mange kanter.  
 Hvor mange kanter har den figur med flest kanter?

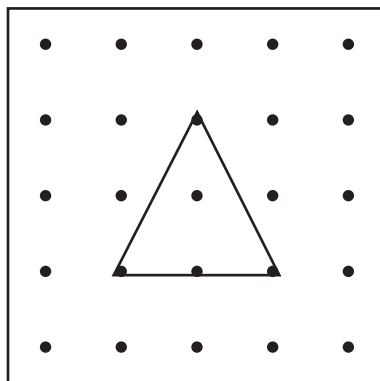
## Hvor mange trekanter og kvadrater?

Hvor mange trekanter og kvadrater kan du lave på arbejdsark 44 og 45?

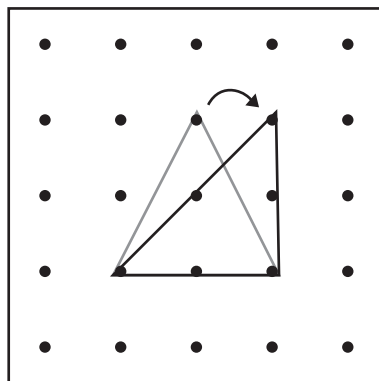


# 3. Byg figurer på sømbræt

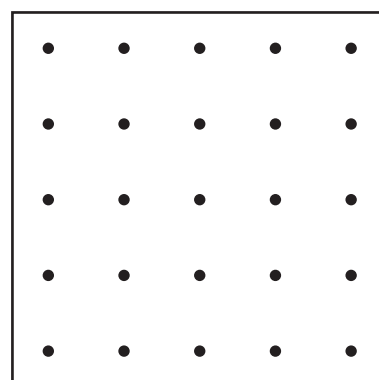
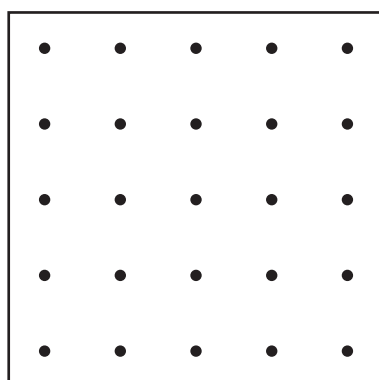
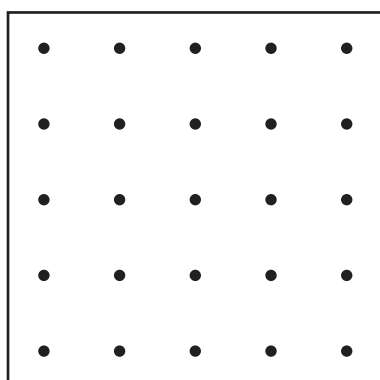
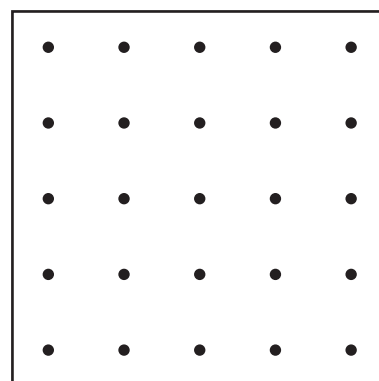
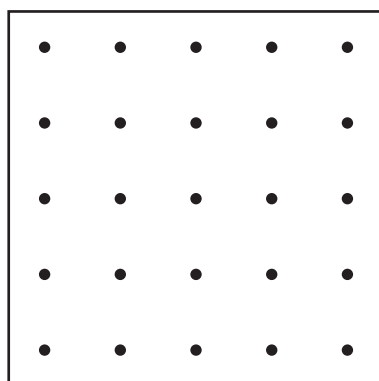





Lav denne trekant på sømbræt.



Lav den om ved at løfte elastikken fri af ét søm ad gangen.



Fortsæt med at bygge forskellige trekanter på denne måde og tegn dem.



Kontext 3A · Kopmappe · Bestillingsnr.: 9024303 · © forlag Malling Beck

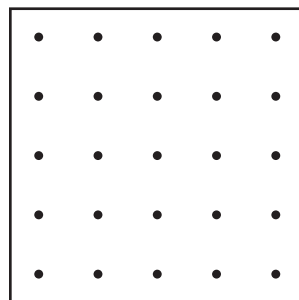
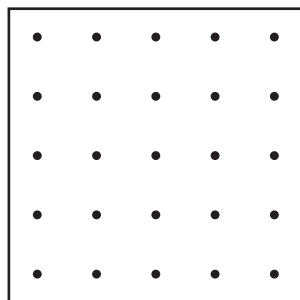

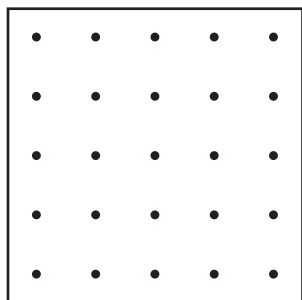
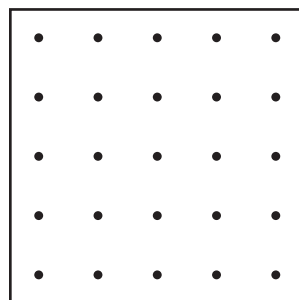
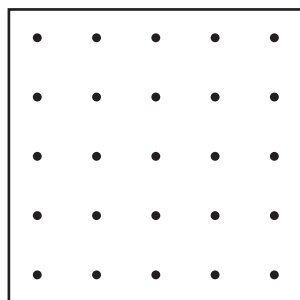

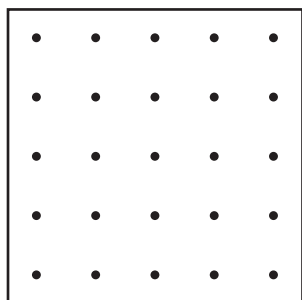
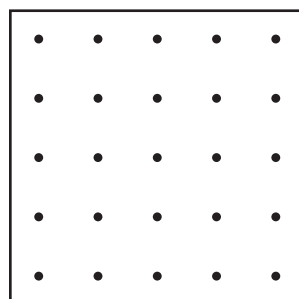
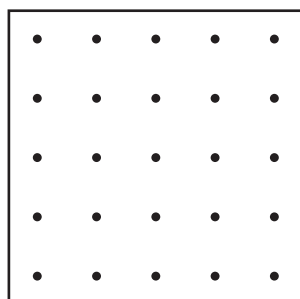

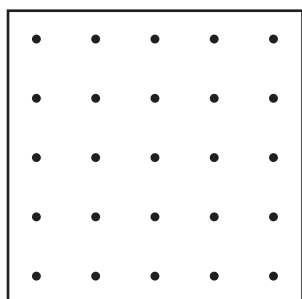
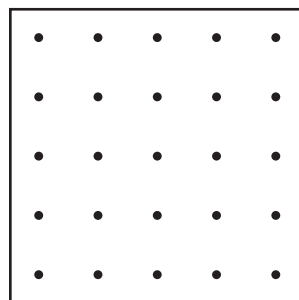
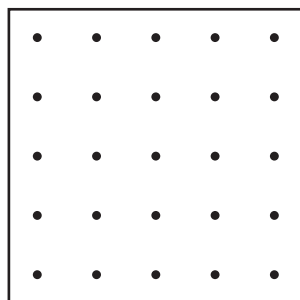

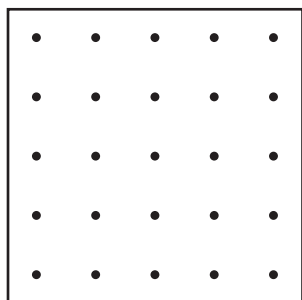
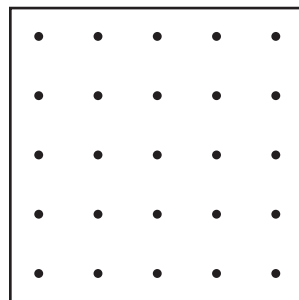
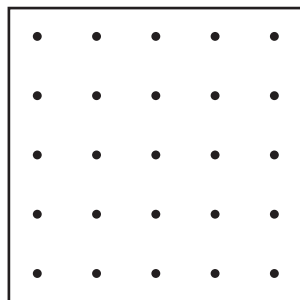

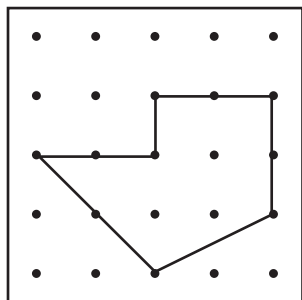


### 3. Byg figurer på sømbræt

43

En sekskant kan bygges sådan på et sømbræt.

Fortsæt med at lave en syvkant, en ottekant osv. Tegn figurerne her på arket.




Hvor mange kanter har den figur med flest kanter? \_\_\_\_\_

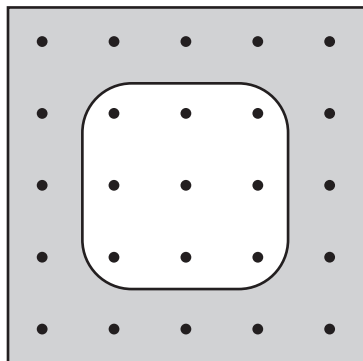



### 3. Byg figurer på sømbræt

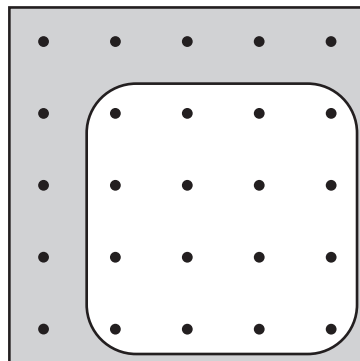

44

- 1 Fyld sømbrættet med trekanter, som ligger side mod side. Hvor mange af sådanne trekanter  kan du lave på:

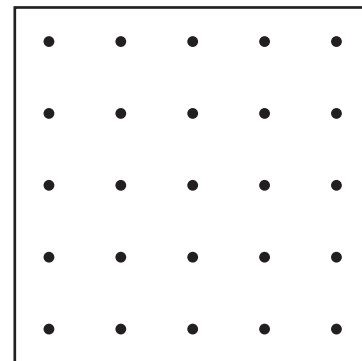

3 x 3 sømbræt

Antal  \_\_\_\_\_

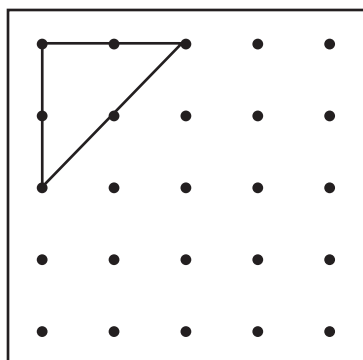
4 x 4 sømbræt

Antal  \_\_\_\_\_

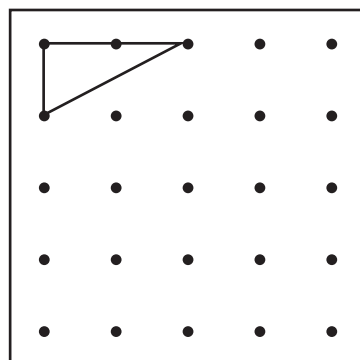
Hele sømbrættet

Antal  \_\_\_\_\_

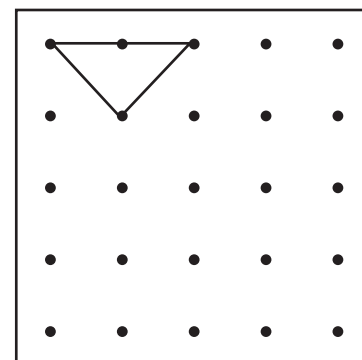
- 2 Hvor mange af disse trekanter kan der være på sømbrættet?



Antal \_\_\_\_\_

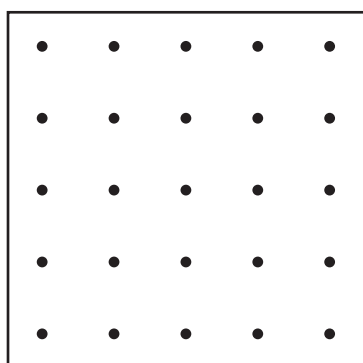


Antal \_\_\_\_\_

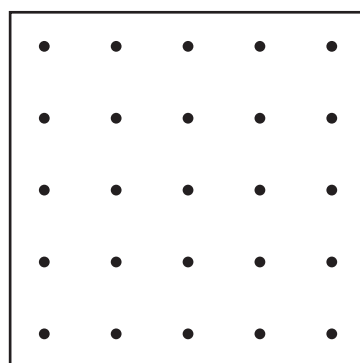


Antal \_\_\_\_\_

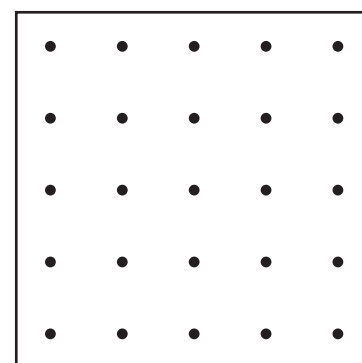
- 3 Byg dine egne trekanter. Tegn dem. Hvor mange kan der være af hver slags på sømbrættet, når de skal ligge side mod side?



Antal \_\_\_\_\_



Antal \_\_\_\_\_



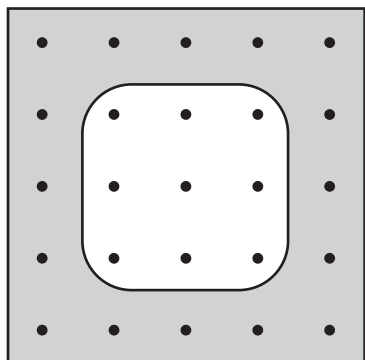
Antal \_\_\_\_\_



# 3. Byg figurer på sømbræt

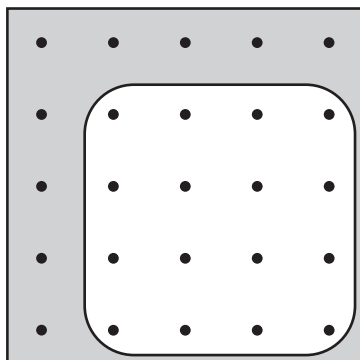
Byg så mange forskellige kvadrater, du kan, på:

3 x 3 sømbræt




Antal forskellige  \_\_\_\_\_

4 x 4 sømbræt



Antal forskellige  \_\_\_\_\_

Hele sømbrættet



Antal forskellige  \_\_\_\_\_

Tegn de forskellige kvadrater. Få mere papir, hvis du har brug for det.

