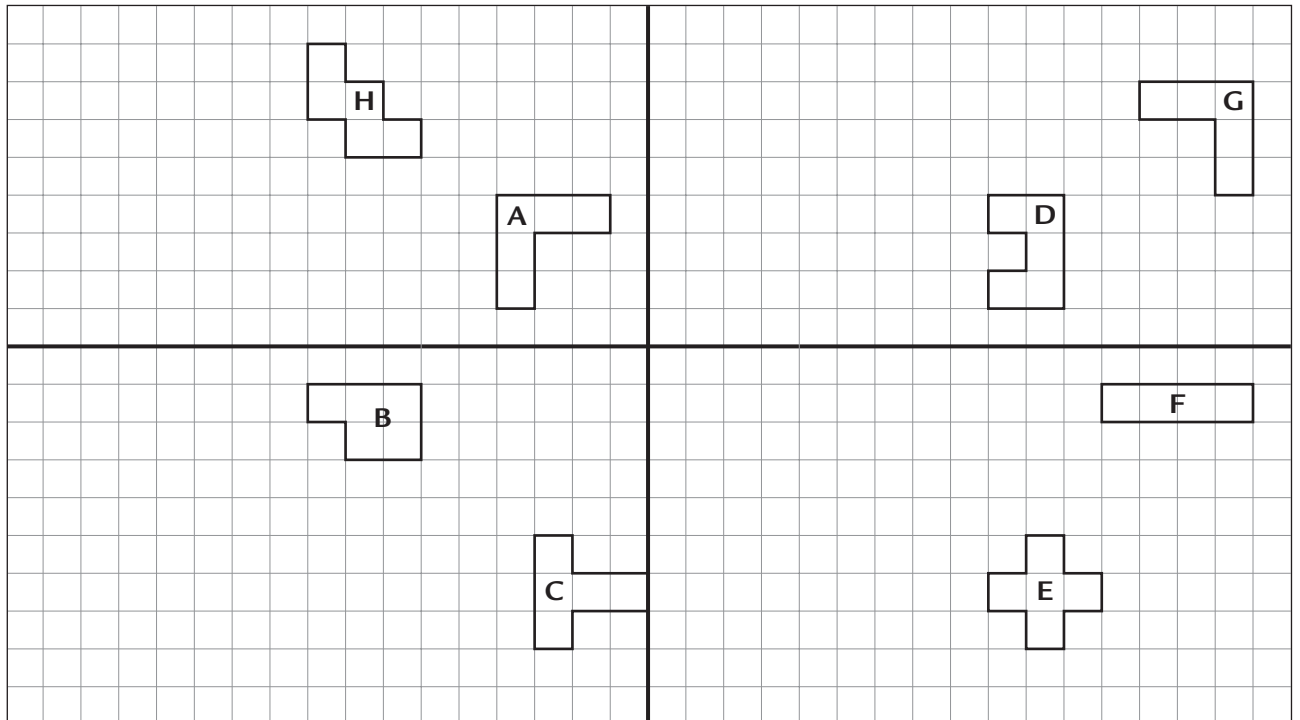
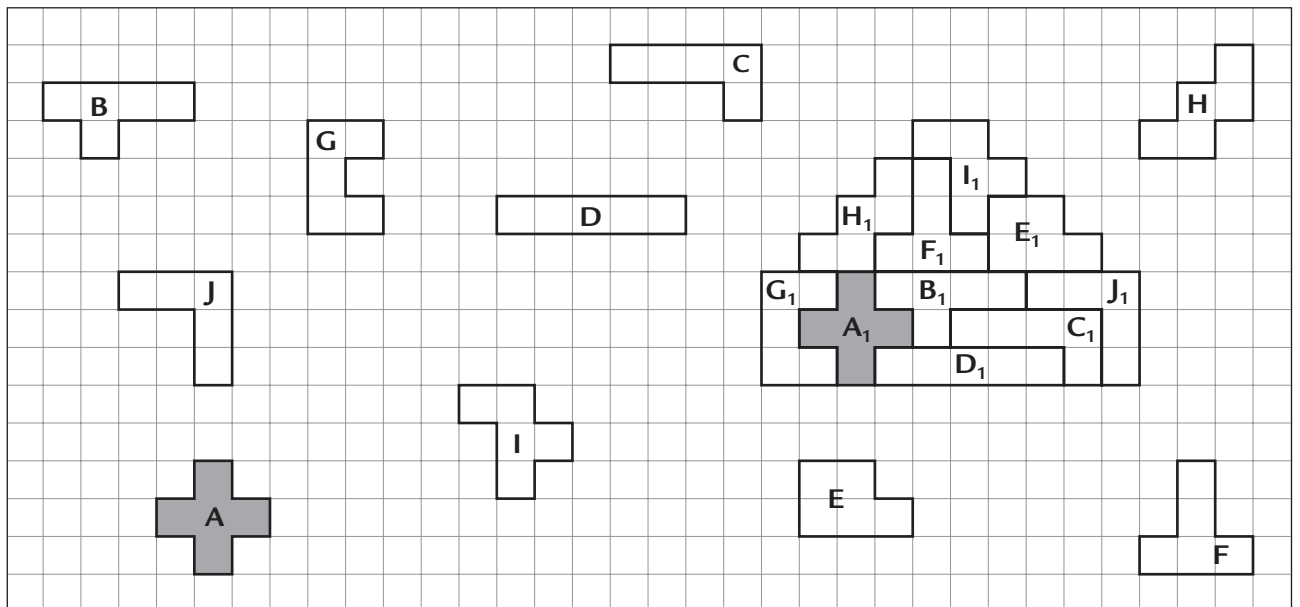


Spejl og skub femlingerne

- 1 Spejl figurerne både i den vandrette spejlingsakse og dernæst i den lodrette spejlingsakse.



- 2 Beskriv, hvordan figurerne er skubbet.



A ► A₁ 17 → 5 ↑

D ► D₁ _____

G ► G₁ _____

B ► B₁ _____

E ► E₁ _____

H ► H₁ _____

C ► C₁ _____

F ► F₁ _____

I ► I₁ _____

Talmønstre

1 Find talmønstret.

255 241 227 _____ 171 _____

4 8 16 _____ 256 _____ 4096 _____

168 188 208 _____ 308 _____

3 9 27 81 _____ 6561 _____

2 Hvad er der sket med tallet, når det har været gennem talmaskinen?



 2 → 27 5 → 30 10 → 35	 36 → 6 18 → 3 48 → 8	 27 → 12 30 → 15 50 → 35	 11 → 44 8 → 32 3 → 12
 27 → 3 81 → 9 45 → 5	 8 → 48 5 → 30 12 → 72	 12 → 62 5 → 55 60 → 110	 48 → 26 22 → 0 98 → 76
 10 → 27 4 → 9 8 → 21	 50 → 15 30 → 11 100 → 25	 9 → 22 6 → 16 20 → 44	

3 Skriv, hvad der skal stå over regnepilene. Skriv de næste tal i rækken.

4 ⁺⁴ → 8 → 13 → 17 → 22 → _____ → _____ → _____ → _____

3 → 6 → 12 → 21 → 33 → _____ → _____ → _____ → _____

1 → 2 → 4 → 8 → 16 → _____ → _____ → _____ → _____

Kontext 3B · Kopmappe · Bestillingsnr.: 90.24313 · © forlag Malling Beck

Regneruter 1

Her er en regnerute fra 1 til 16.

Lav dine egne regneruter.

1	2	4	
		6	12
			14
			16

$\xrightarrow{\cdot 2}$

$\downarrow + 2$

3			
			48

$\xrightarrow{\cdot 2}$

$\downarrow + 2$

2			
			63

$\xrightarrow{\cdot 3}$

$\downarrow + 3$

1			
			208

$\xrightarrow{\cdot 4}$

$\downarrow + 4$

2			
			505

$\xrightarrow{\cdot 5}$

$\downarrow + 5$

3			
			43

$\xrightarrow{\cdot 3}$

$\downarrow - 2$

2			
			38

$\xrightarrow{\cdot 4}$

$\downarrow - 5$

1			
			17

$\xrightarrow{\cdot 5}$

$\downarrow - 4$

2			
			4010

$\xrightarrow{\cdot 10}$

$\downarrow + 10$

4			
			116

$\xrightarrow{\cdot 2}$

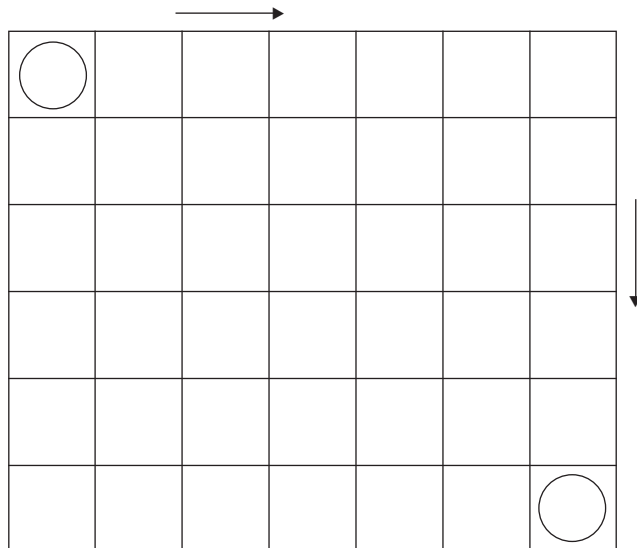
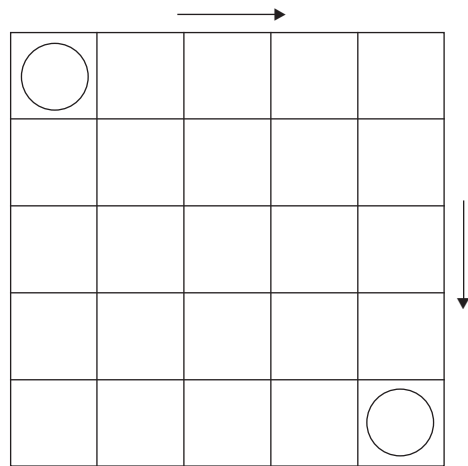
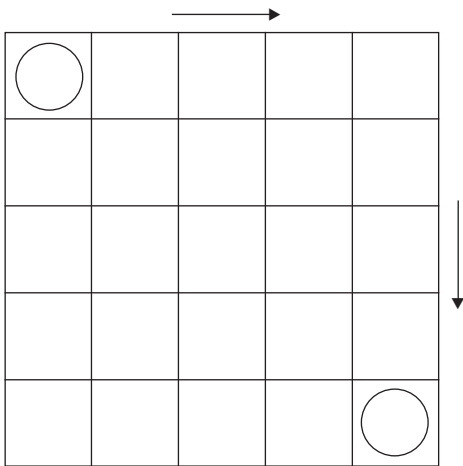
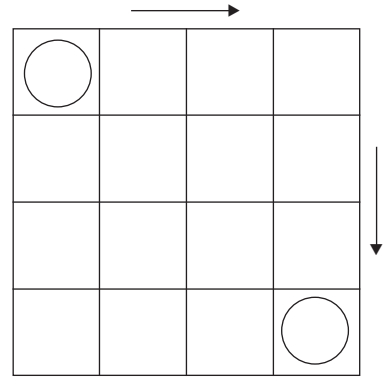
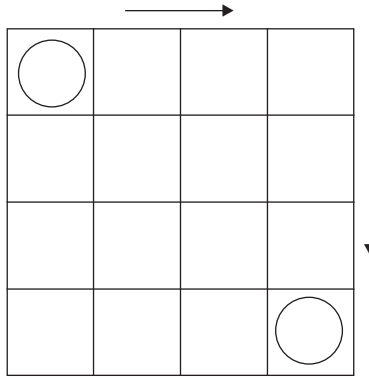
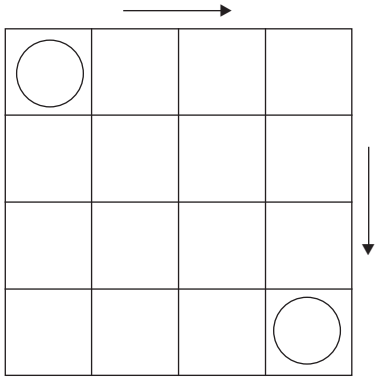
$\downarrow + 6$

Kontext 3B · Kopmappe · Bestillingsnr.: 90.24313 · © forlag Malling Beck

Regneruter 2

100

Lav dine egne regneruter.
Lad en klassekammerat finde ruterne.

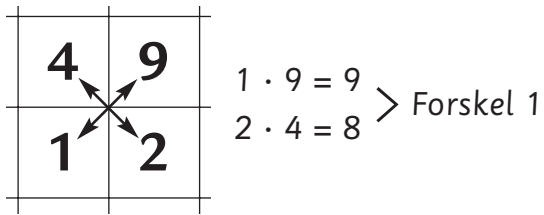


Kontext 3B · Kopmappe · Bestillingsnr.: 90.24313 · © forlag Malling Beck



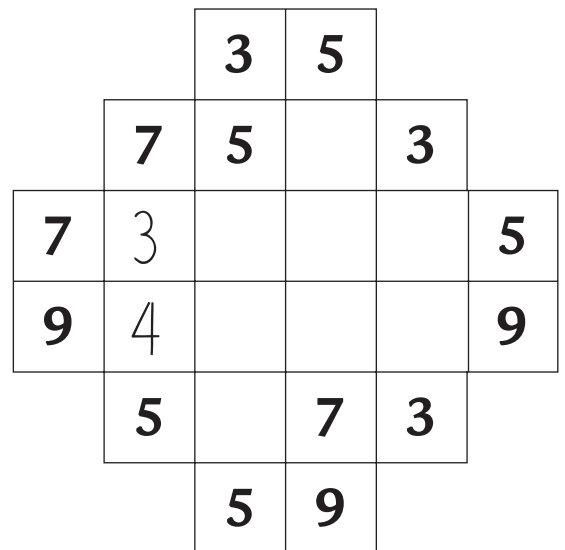
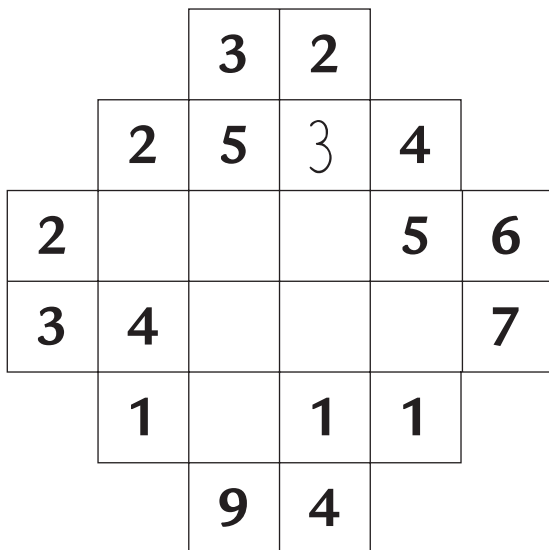
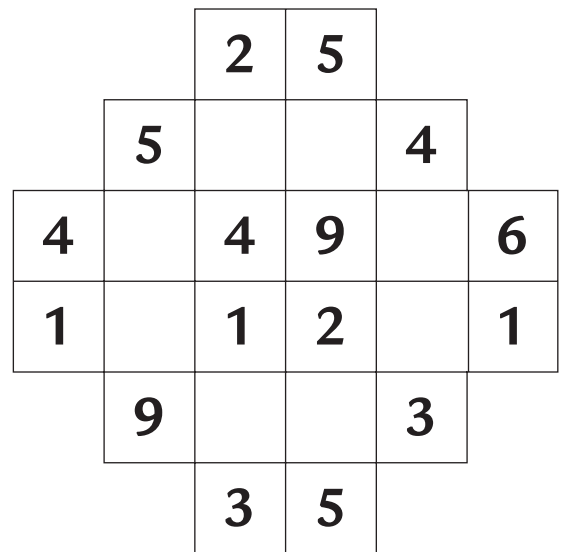
Talpusleri

101

I talgitteret er der talkvadrater.
Et talkvadrat kan se sådan ud:



Tallene i talkvadratet skal opfylde et krav:
Hvis man ganger tallene på skrå, skal resultatet have en forskel på 1.



Kontext 3B · Kopmappe · Bestillingsnr.: 90.24313 · © forlag Malling Beck