

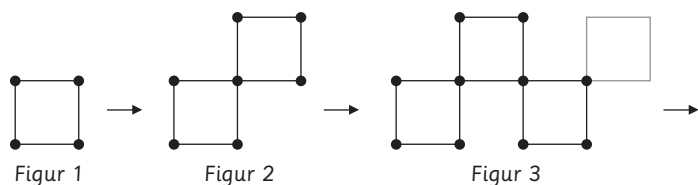
Figuren ændrer sig

- 1** Forestil dig, at figurene herunder kan trille fra side til side. Hvad sker der med figuren, når den triller fra en side til en anden? Tegn figuren, efter den er trillet.

- 2** Figurene vokser. Tegn de næste.

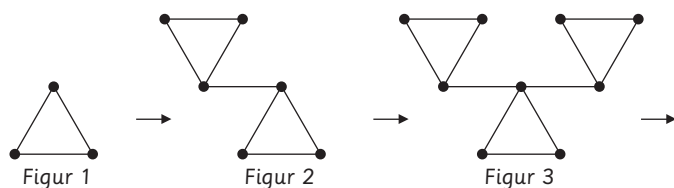
Figuren vokser

1 Tegn de næste to mønstre, og udfyld skemaet.



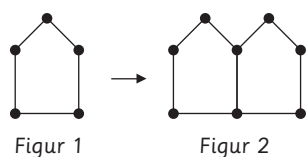
Figur	1	2	3	4	5	10	15	20	30	100	200
Antal kvadrater	1	2									
Antal punkter	4	7									
Antal streger	4	8									

2 Tegn de næste to mønstre, og udfyld skemaet.



Figur	1	2	3	4	5	12	20	25	100	150	900
Antal trekanter	1	2									
Antal punkter	3	6									
Antal streger	3	7									

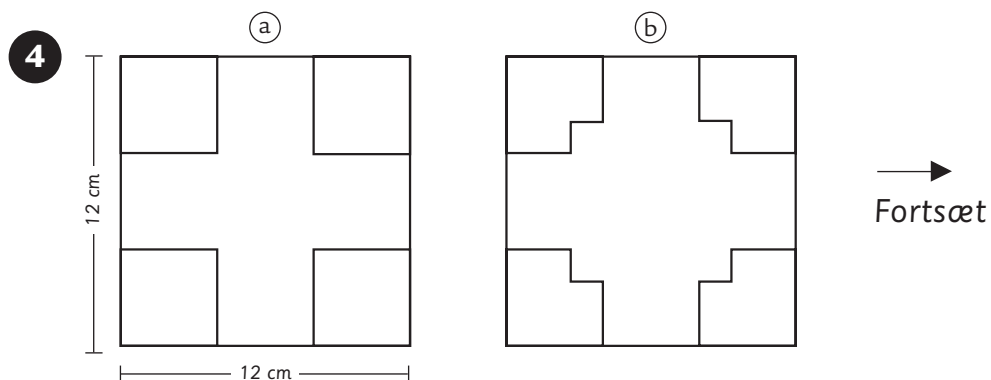
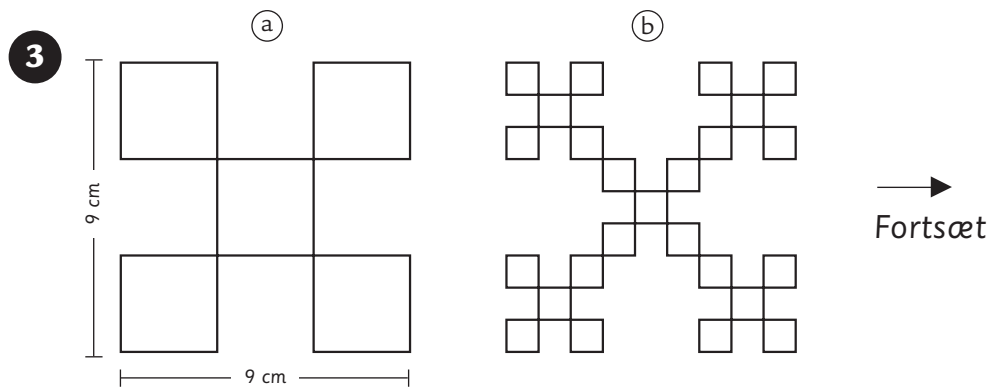
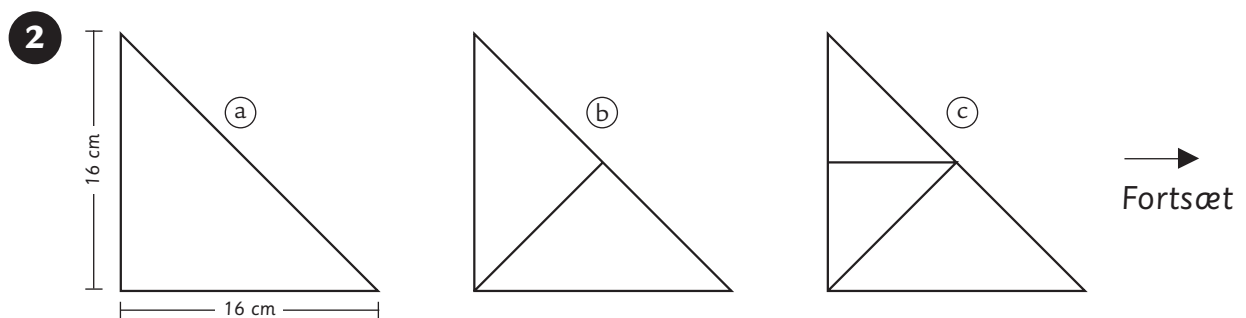
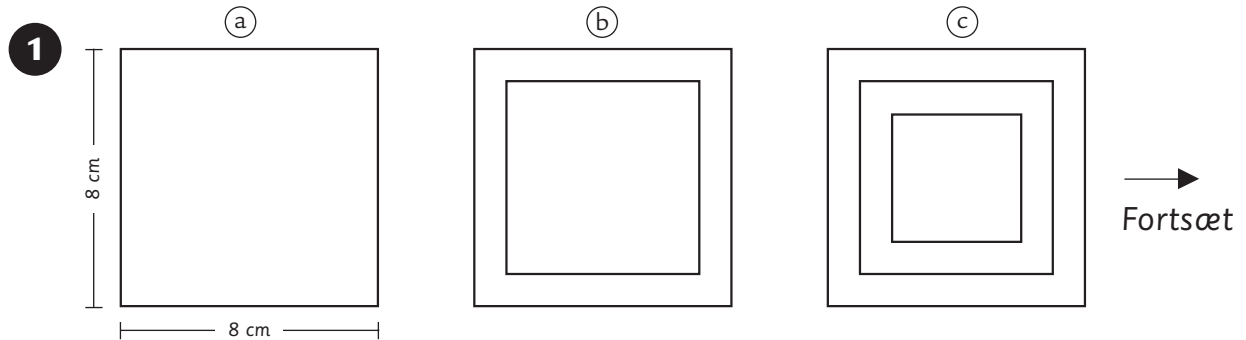
3 Tegn de næste to mønstre, og udfyld skemaet.



Figur	1	2	3	4	5	8	10	20	50	200	1000
Antal femkanter	1										
Antal punkter	5										
Antal streger	5										

De uendelige figurer

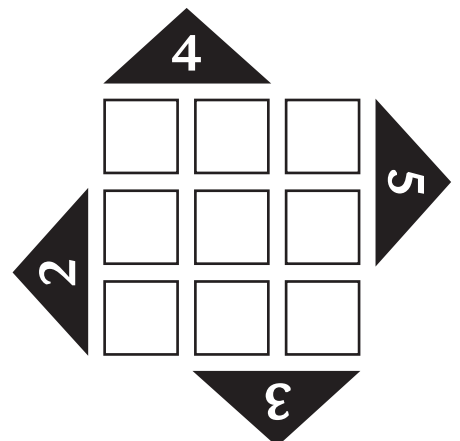
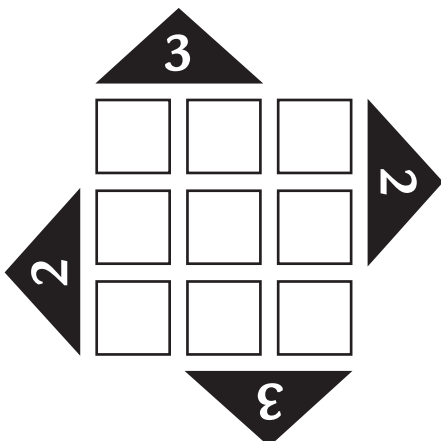
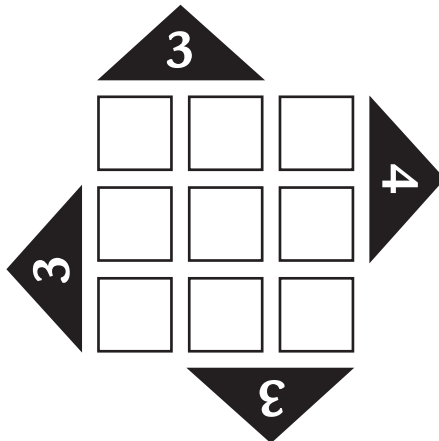
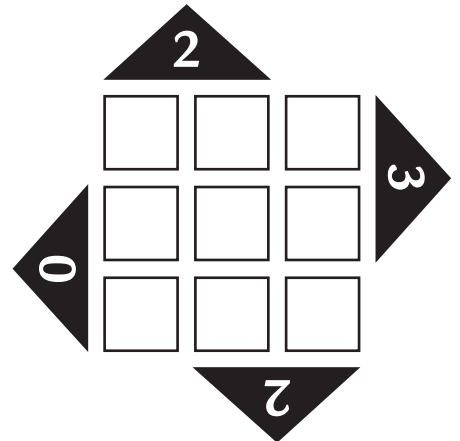
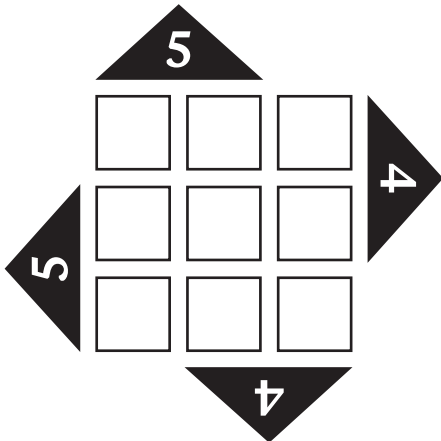
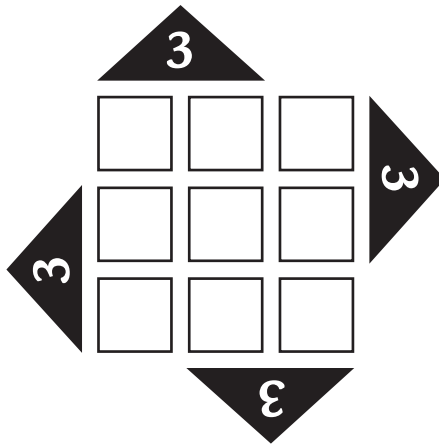
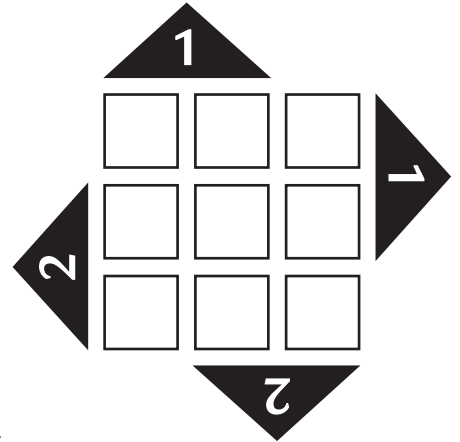
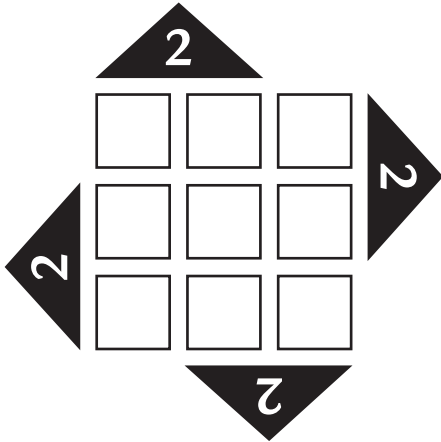
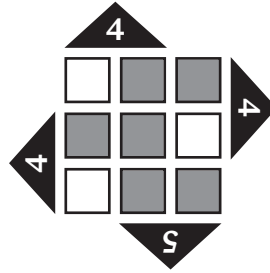
Nogle mønstre kan vokse sig større eller mindre i det uendelige.
 Brug ternet A4-papir. Tegn indtil figuren bliver for lille eller for stor. Farv figuren.



Kontext 3B · Kopmappe · Bestillingsnr.: 90.24313 · © forlag Malling Beck

På kryds og tværs

Der skal stå brikker i de tomme felter.
Antallet af brikker skal vandret og lodret
passe til tallene i pilene.



Tal og tegn

1 Gør regnestykket færdigt. Udfyld de tomme felter.
Du må bruge +, -, ·, : og =.



Eksempel: $6 \square 3 \square 10 \square 8$

$6 \square \cdot 3 \square = 10 \square + 8$

$6 \square 3 \square 2$

$50 \square 10 \square 10 \square 30$

$15 \square 21 \square 4 \square 40$

$24 \square 6 \square 4$

$16 \square 17 \square 3 \square 11$

$10 \square 2 \square 3 \square 4$

$12 \square 3 \square 2 \square 2$

$40 \square 3 \square 7 \square 50$

$60 \square 2 \square 25 \square 5$

$20 \square 7 \square 9 \square 3$

$31 \square 10 \square 7 \square 3$

$35 \square 5 \square 5 \square 12$

2 Hvilke cifre skal der stå på bogstavernes plads?

$$\begin{array}{r} \text{AAA} \\ + \text{AA} \\ \hline 366 \end{array} \quad \begin{array}{r} 333 \\ + 33 \\ \hline 366 \end{array}$$

$$\begin{array}{r} \text{ABC} \\ + \text{BC} \\ \hline 684 \end{array} \quad \begin{array}{r} + \\ \hline 684 \end{array}$$

$$\begin{array}{r} \text{BAC} \\ + \text{BAA} \\ \hline 1245 \end{array} \quad \begin{array}{r} + \\ \hline 1245 \end{array}$$

$$\begin{array}{r} \text{BAC} \\ + \text{AB} \\ + \text{BB} \\ \hline 489 \end{array} \quad \begin{array}{r} + \\ \hline 489 \end{array}$$

$$\begin{array}{r} \text{ACD} \\ + \text{DA} \\ + \text{DA} \\ \hline 888 \end{array} \quad \begin{array}{r} + \\ \hline 888 \end{array}$$

$$\begin{array}{r} \text{ABC} \\ - \text{BB} \\ \hline 202 \end{array} \quad \begin{array}{r} - \\ \hline 202 \end{array}$$

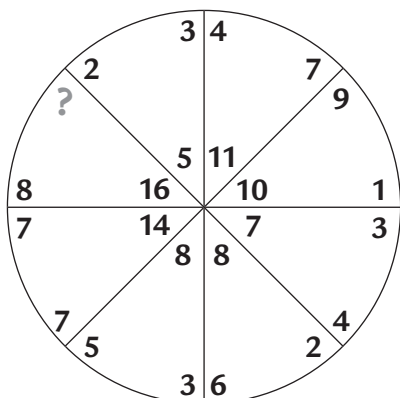
$$\begin{array}{r} \text{AAA} \\ - \text{BC} \\ \hline 416 \end{array} \quad \begin{array}{r} - \\ \hline 416 \end{array}$$

$$\begin{array}{r} \text{BCC} \\ - \text{AB} \\ \hline 262 \end{array} \quad \begin{array}{r} - \\ \hline 262 \end{array}$$

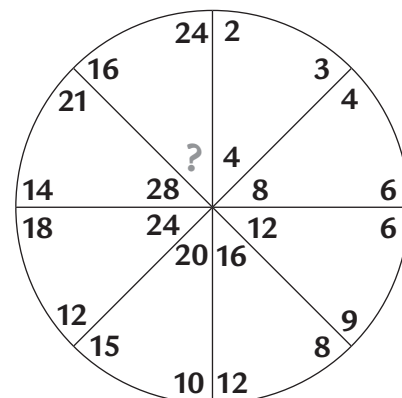
$$\begin{array}{l} \text{A} \cdot \text{BA} = 249 \\ \cdot \quad = 249 \end{array}$$

Find fidusen

1 Hvad skal der stå ved spørgsmålstegnet?



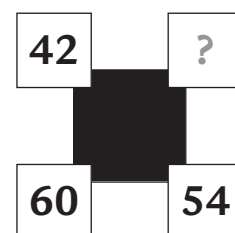
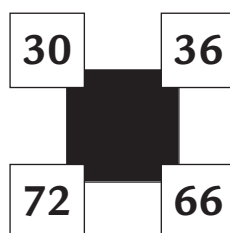

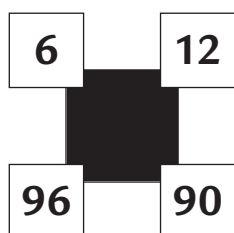
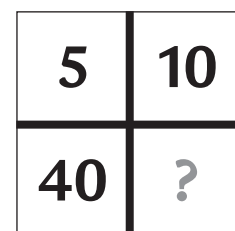
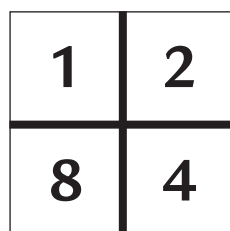
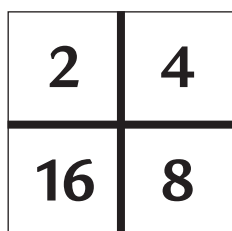
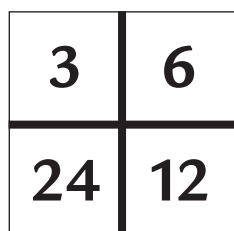
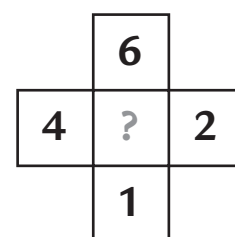
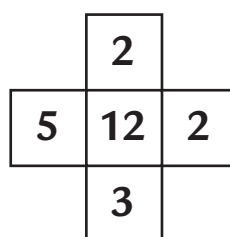
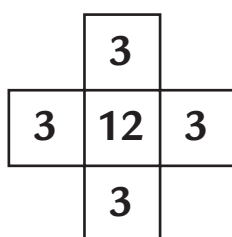
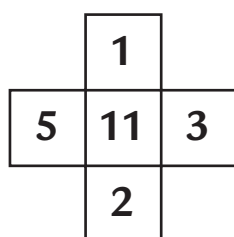
5	5	0
4	3	3
1	?	7



2 Hvad er klokken på det sidste ur?



3 Find det tal, der mangler.



Kontext 3B · Kopmappe · Bestillingsnr.: 90.24313 · © forlag Malling Beck