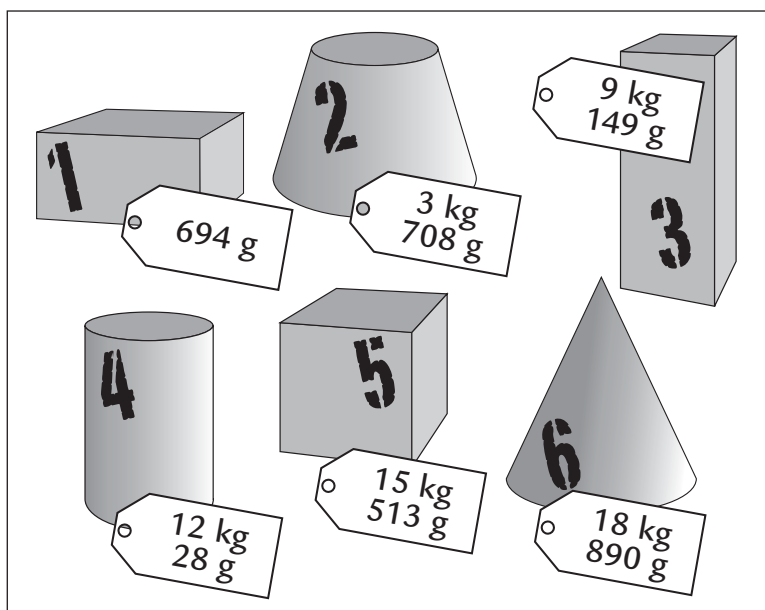


# Pakkepost

**134**



Her kan du se, hvad det koster at sende pakker:

VÆGT	PRIS
Højst 1 kg	52,75 kr.
Højst 5 kg	56,50 kr.
Højst 10 kg	71,25 kr.
Højst 15 kg	99,75 kr.
Højst 20 kg	114,25 kr.


**1** Regn ud, hvad pakkerne vejer tilsammen, og hvad det vil koste at sende dem med posten. Husk, at man skal betale for hver enkelt pakke, når de skal sendes.

Pakker	Vægt	Pris
	I alt _____ kg _____ g	I alt _____ kr.
	I alt _____ kg _____ g	I alt _____ kr.
	I alt _____ kg _____ g	I alt _____ kr.
	I alt _____ kg _____ g	I alt _____ kr.
	I alt _____ kg _____ g	I alt _____ kr.
	I alt _____ kg _____ g	I alt _____ kr.

# Konditallet

135

Når man melder sig ind i træningscentret Konditallet, får man rabat, hvis man lader sig veje. Man får 5 kr. i rabat for hvert kilogram, man vejer.



**1** Skriv, hvad personerne får i rabat.

20 kg	31 kg	45 kg	50 kg	58 kg
_____ kr.	_____ kr.	_____ kr.	_____ kr.	_____ kr.

67 kg	74 kg	83 kg	98 kg	110 kg
_____ kr.	_____ kr.	_____ kr.	_____ kr.	_____ kr.

**2** Her kan du se, hvor meget rabatten er. Beregn vægten af personerne.

_____ kg	_____ kg	_____ kg	_____ kg	_____ kg
175 kr.	210 kr.	260 kr.	300 kr.	355 kr.

_____ kg	_____ kg	_____ kg	_____ kg	_____ kg
395 kr.	425 kr.	485 kr.	500 kr.	570 kr.

**3** Regn ud, hvad det vil koste for personerne at blive medlem.



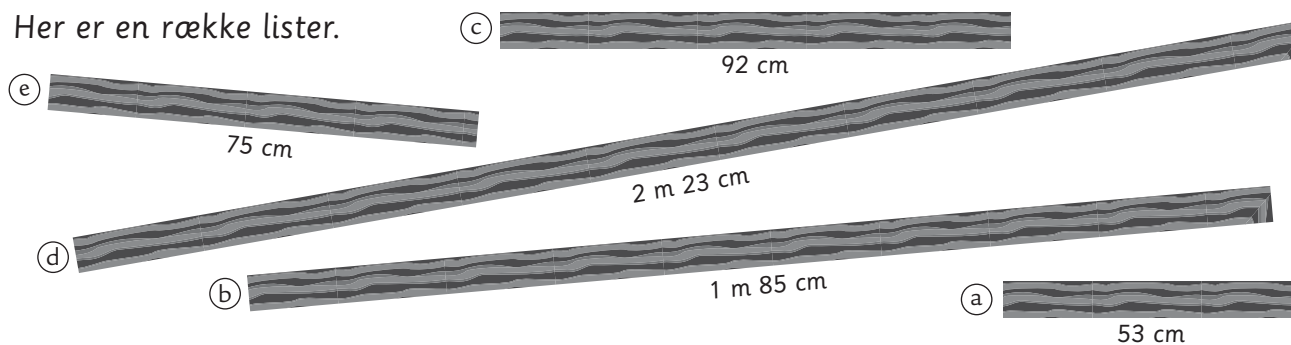
54 kg	50 kg	68 kg
_____ kr.	_____ kr.	_____ kr.

71 kg	102 kg	112 kg
_____ kr.	_____ kr.	_____ kr.

Kontext 3B · Kopmappe · Bestillingsnr.: 90.24313 · © forlag Malling Beck

# Meter og centimeter

Her er en række lister.



**1** Hvor lang er ...?

a) + b) = \_\_\_\_\_ = \_\_\_\_\_

a) + d) = \_\_\_\_\_ = \_\_\_\_\_

b) + d) = \_\_\_\_\_ = \_\_\_\_\_

b) + c) + a) = \_\_\_\_\_ = \_\_\_\_\_

a) + b) + c) + d) + e) = \_\_\_\_\_ = \_\_\_\_\_

**2** Hvor stor forskel er der mellem ...?

a) og b) = \_\_\_\_\_ = \_\_\_\_\_

c) og d) = \_\_\_\_\_ = \_\_\_\_\_

c) og b) = \_\_\_\_\_ = \_\_\_\_\_

e) og d) = \_\_\_\_\_ = \_\_\_\_\_

**3** Hvor mange lister skal der cirka bruges til 10 m?

a) = \_\_\_\_\_ lister      b) = \_\_\_\_\_ lister      c) = \_\_\_\_\_ lister

d) = \_\_\_\_\_ lister      e) = \_\_\_\_\_ lister

# Tid på mange måder

137

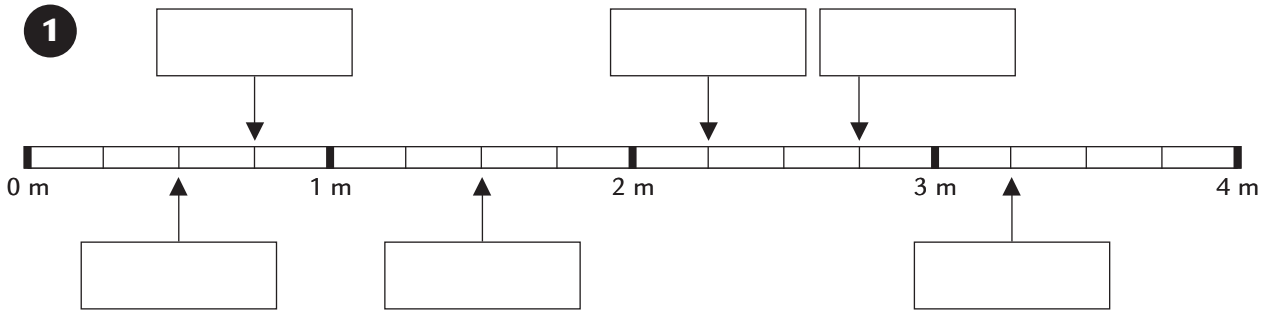
Omregn til år, måneder og døgn



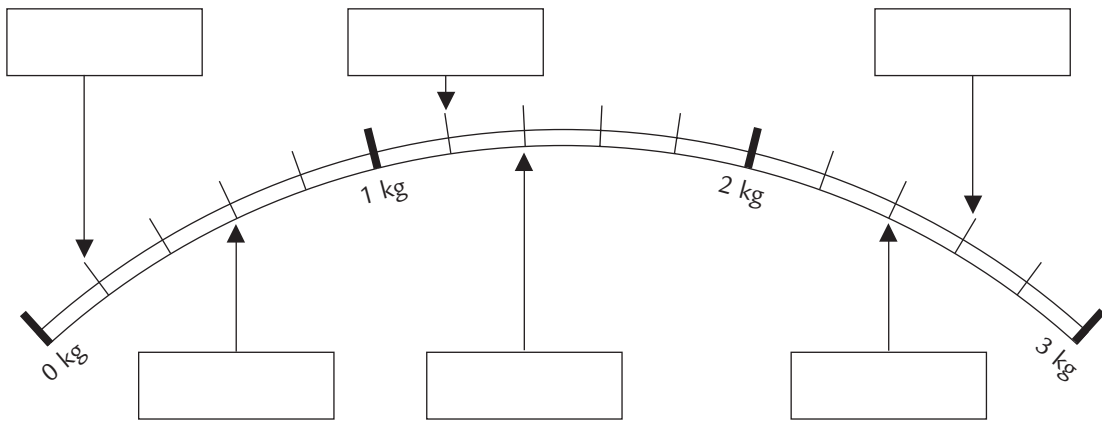
	År	Måneder	Døgn
300 000 000 sek.	9	6	10
1 000 000 min.			
1000 døgn			
3 333 333 min.			
6 000 000 min.			
500 000 000 sek.			
12 345 678 min.			
10 000 døgn			
100 måneder			
1000 uger			
1 000 000 000 sek.			
	100		
	10	10	10

# Kan du aflæse?

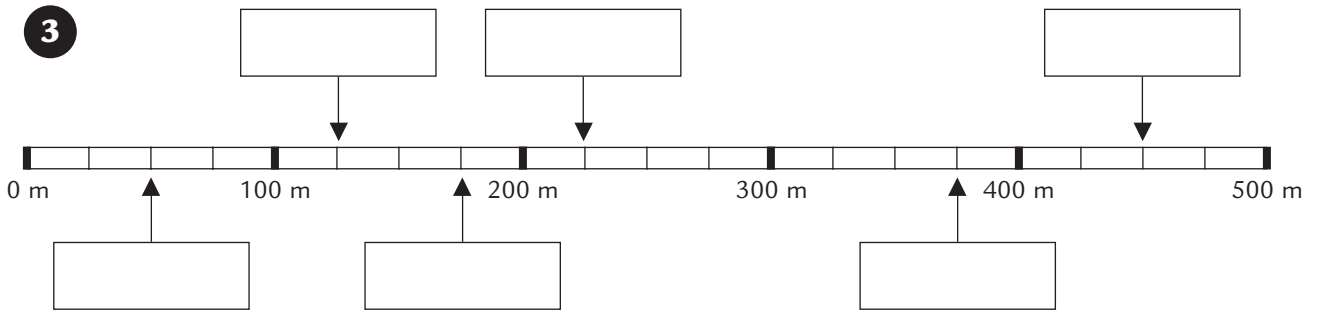
1




2



3















4



Kontext 3B · Kopmappe · Bestillingsnr.: 90.24313 · © forlag Malling Beck













# Vendespil med klokken 1

**139**

	<b>kl. 9.15</b>		<b>kl. 22.15</b>
	<b>kl. 8.30</b>		<b>kl. 19.30</b>
	<b>kl. 4.45</b>		<b>kl. 0.15</b>
	<b>kl. 16.00</b>		<b>kl. 3.00</b>
	<b>kl. 17.30</b>		<b>kl. 1.45</b>
	<b>kl. 20.45</b>		<b>kl. 6.15</b>













# Vendespil med klokken 2

**140**

	<b>kl. 10.05</b>		<b>kl. 0.25</b>
	<b>kl. 13.10</b>		<b>kl. 14.50</b>
	<b>kl. 2.20</b>		<b>kl. 23.15</b>
	<b>kl. 7.40</b>		<b>kl. 20.30</b>
	<b>kl. 6.35</b>		<b>kl. 18.45</b>
	<b>kl. 9.55</b>		<b>kl. 4.00</b>

# Vendespil med klokken 3

**141**

	<b>kl. 2.04</b>		<b>kl. 13.16</b>
	<b>kl. 5.18</b>		<b>kl. 14.11</b>
	<b>kl. 8.23</b>		<b>kl. 16.21</b>
	<b>kl. 10.47</b>		<b>kl. 18.38</b>
	<b>kl. 11.32</b>		<b>kl. 21.57</b>
	<b>kl. 12.53</b>		<b>kl. 23.09</b>



# Kaninkilo 1

**142**

**Antal spillere:** 2-4

**Materialer:** En spilleplade (arbejdsark 143) til hver spiller, en terning og en papirclips.

Spillet går ud på først at nå 1 kg og dermed få farvet sin kanin.

### Sådan gør I:

Slå med terningen.

Slå til clipsen på lykkehjulet.

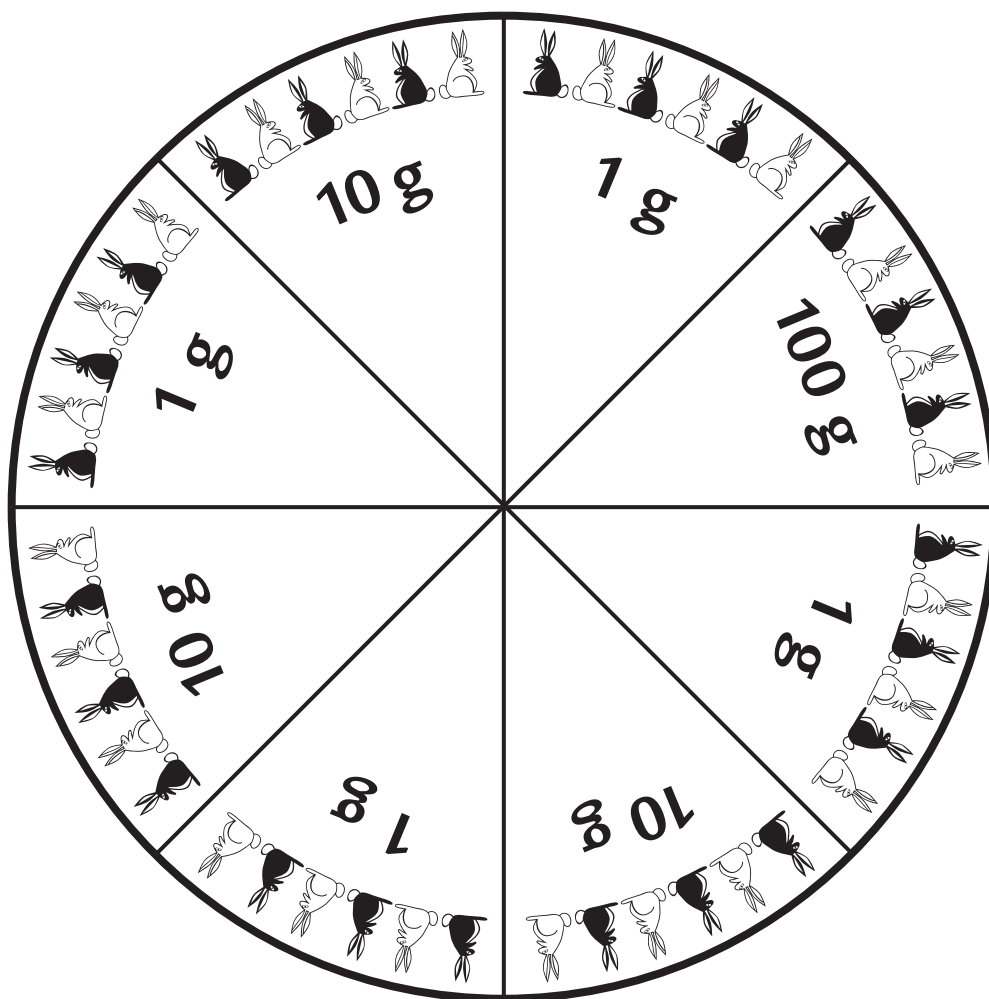
Gang de to tal med hinanden.

Nu ved du, hvor mange gram du har fået.

Skriv resultatet ind på din pointtavle.

Farv det også på kaninen.

Hver felt i kaninen er 10 gram.




POINTTAVLE


Kontext 3B · Kopmappe · Bestillingsnr.: 90.24313 · © forlag Malling Beck

# Kaninkilo 2

143

## Spilleplade



Kontext 3B · Kopmappe · Bestillingsnr.: 90.24313 · © forlag Malling Beck