





2. HEL, HALV OG KVART



Du skal bruge:

Saks 

Papirclips 

Arbejdsark:

115

116

117

118

119

120

121

Spil spillet Hel, halv og kvart

Antal spillere: 2-3

Materialer: En spilleplade (arbejdsark 115) til hver spiller, en papirclips og udklippede brikker fra arbejdsark 116-118

Det gælder om først at få dækket figurene på spillepladen. Klip brikkerne fra arbejdsark 116-118 ud.

Gør sådan:

Slå til clipsen på lykehjulet på arbejdsark 119.

Tag en figur, der svarer til det, clipsen lander på, og læg den på din spilleplade.

Herefter er det næste spillers tur.

Vinderen er den, der først får dækket figurene på spillepladen.

Tegn halve og kvarte


På arbejdsark 120 og 121 kan du arbejde videre med hele, halve og kvarte figurer.



2. Hel, halv og kvart

115







Spilleplade



Kontex 3B · Kopmappe · Bestillingsnr.: 90.24313 · © forlag Malling Beck



2. Hel, halv og kvart








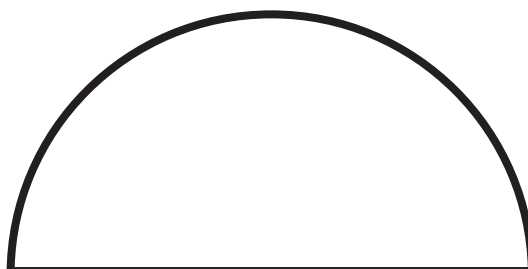
Kontext 3B · Kopmappe · Bestillingsnr.: 90.24313 · © forlag Malling Beck

NAVN

KLASSE



2. Hel, halv og kvart



Kontext 3B · Kopmappe · Bestillingsnr.: 90.24313 · © forlag Malling Beck

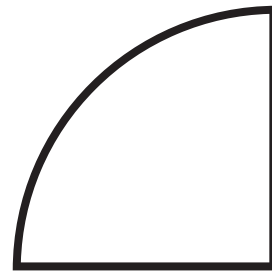
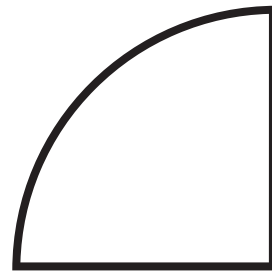


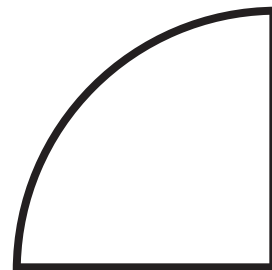
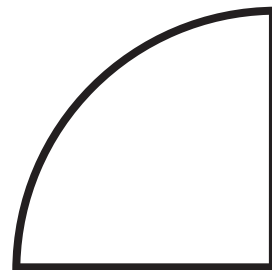


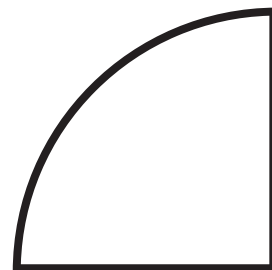
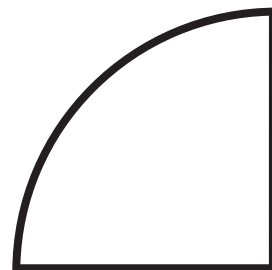


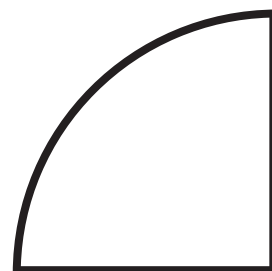
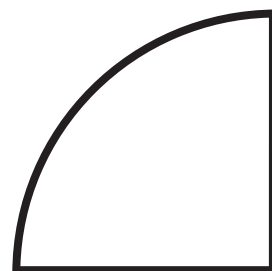


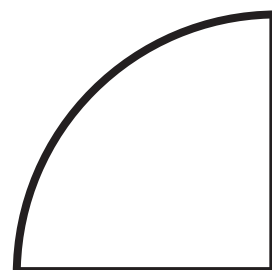
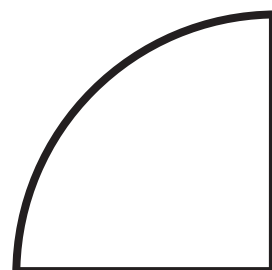


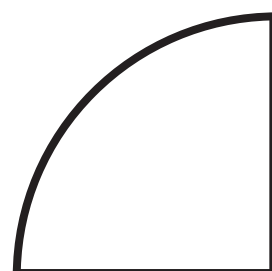
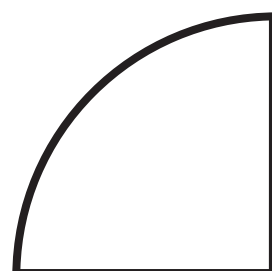


NAVN

KLASSE



2. Hel, halv og kvart

118



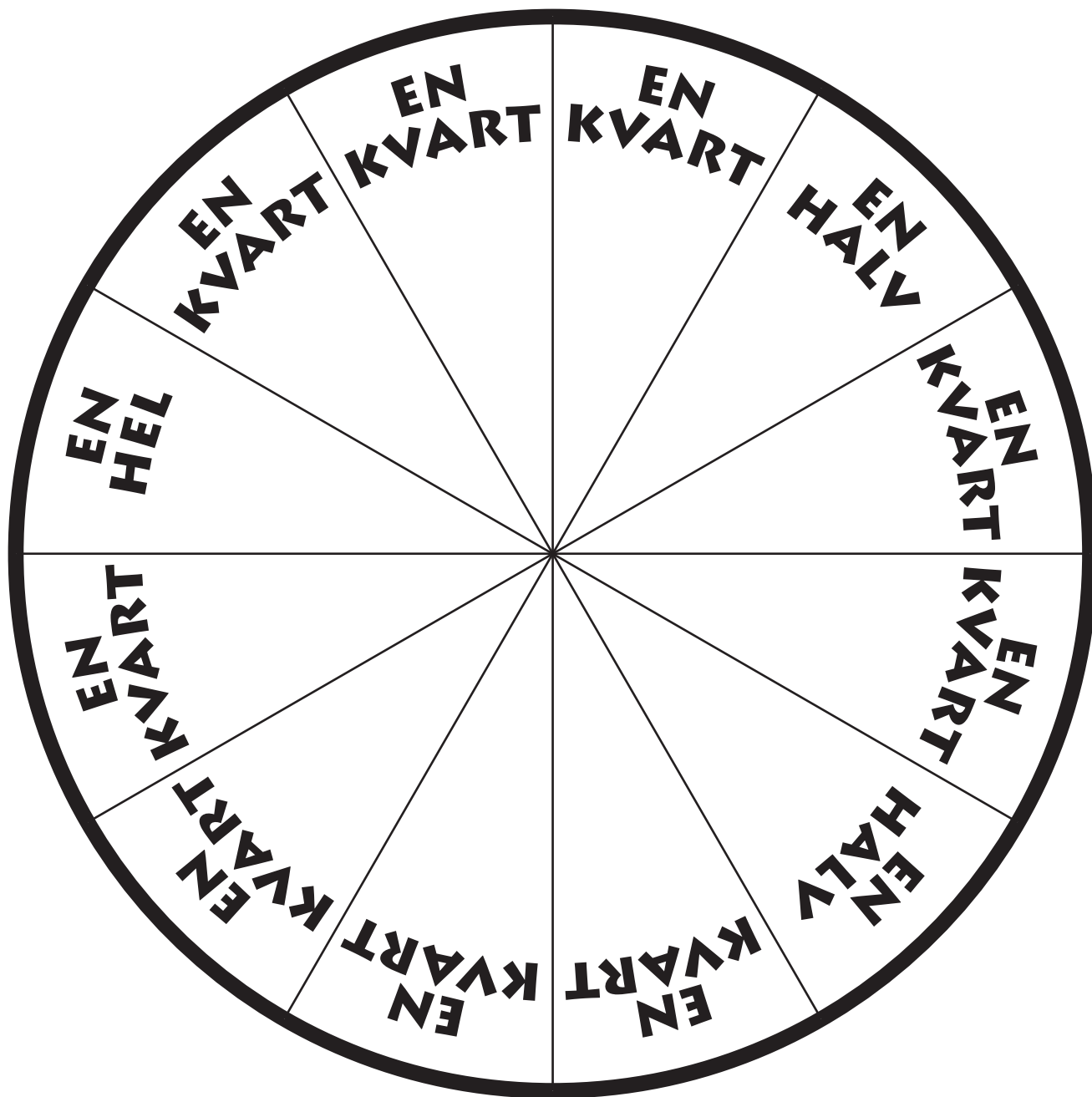
Kontext 3B · Kopmappe · Bestillingsnr.: 90.24313 · © forlag Malling Beck

NAVN

KLASSE



2. Hel, halv og kvart



Kontext 3B · Kopmappe · Bestillingsnr.: 90.24313 · © forlag Malling Beck

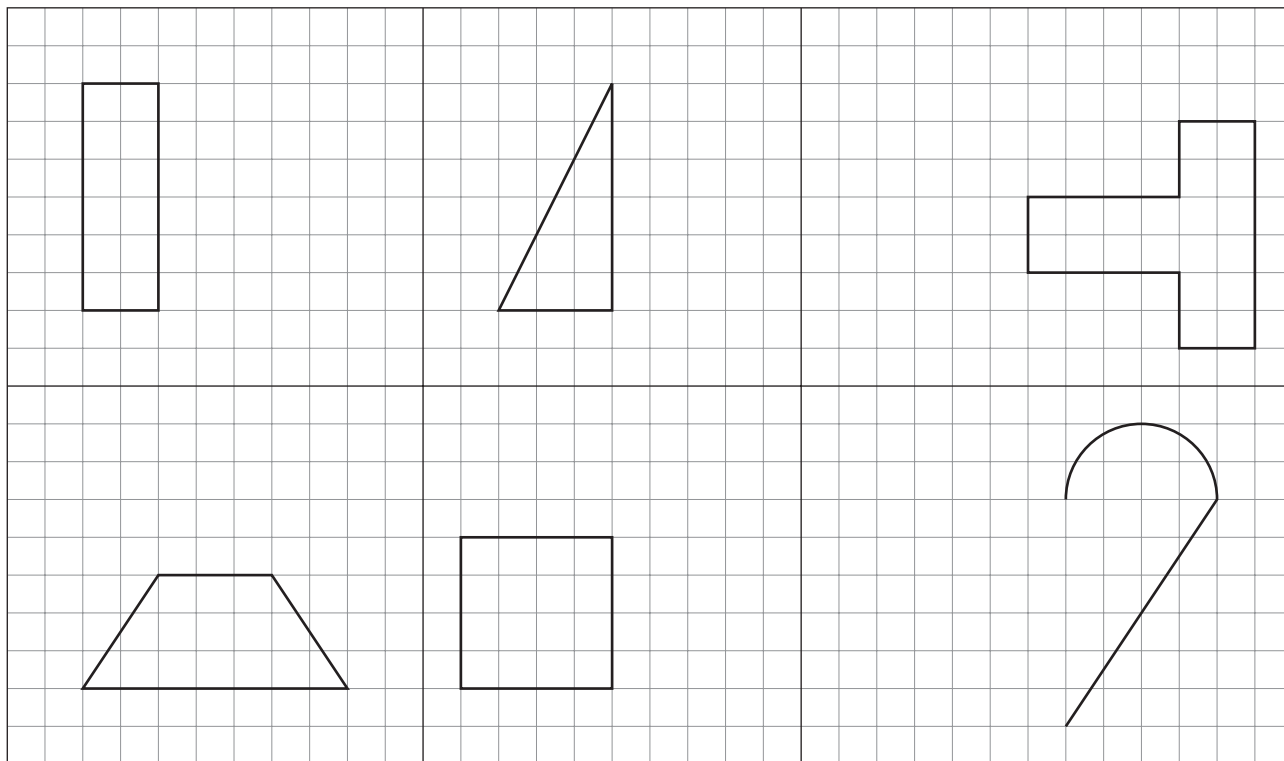


2. Hel, halv og kvart

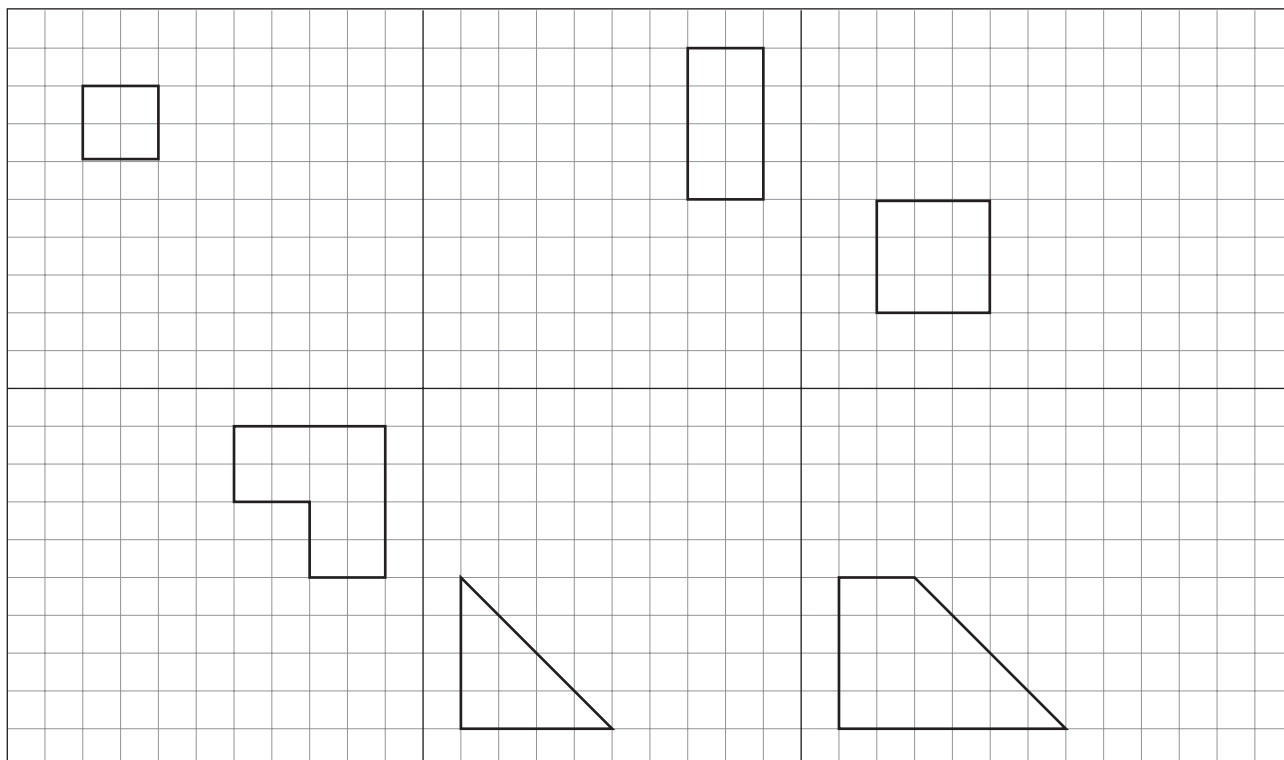
120

Tegn halve og kvarte

1 Her er det halve af en figur. Tegn hele figuren.



2 Her er det kvarte af en figur. Tegn hele figuren.



Kontext 3B · Kopmappe · Bestillingsnr.: 90.24313 · © forlag Malling Beck



2. Hel, halv og kvart

Tegn halve og kvarte

Her er det halve af en figur.
Byg hele figuren med kuber, og tegn den.

Kontext 3B · Kopmappe · Bestillingsnr.: 90.24313 · © forlag Malling Beck